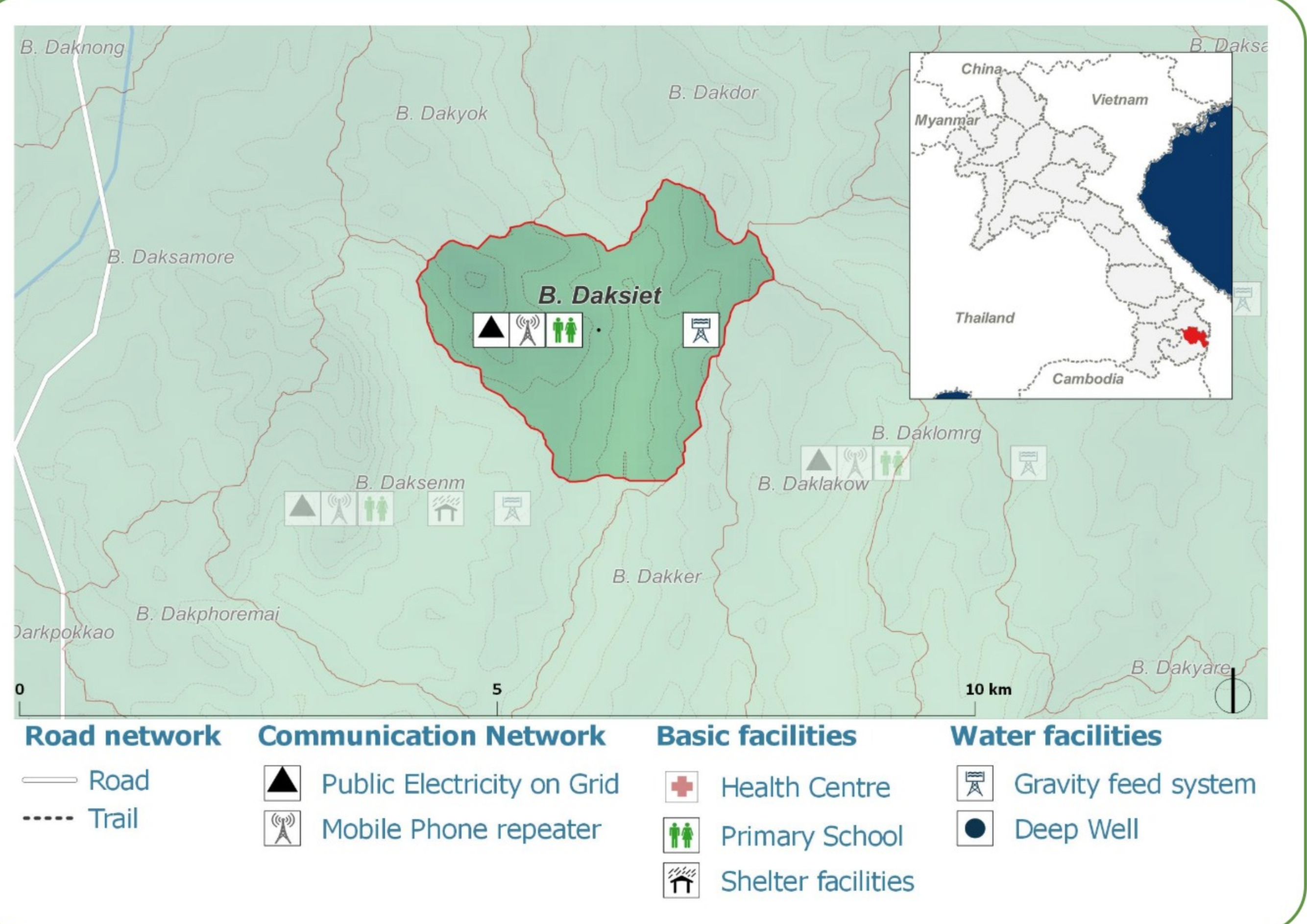



DEMOGRAPHICS

Population (2017):
180
Main ethnic group:
Tariang
Other ethnic group:
Alak
Religion:
Animism



Ecosystem & Services:


- Livestock
- Coffee

Sources of Income:

- Livestock

Education:

- Primary



HEALTH

Water-bourne: Eye
Vector-bourne: None

CLIMATE CHANGE & DISASTERS

Changes over the past 30 years

No floods

1 every 3-5 years
Water Crops
Not changing

1 every 3-5 years
Homes Income
Not changing

No Landslides

	DRY SEASON	WET SEASON
Temperature	Slight increase	Slight increase
Precipitation	Slight increase	Slight increase

IMPACTS:
Health / Livestock

ENVIRONMENTAL ISSUES

Deforestation impacts

No positive impact No negative impact

Hydropower impacts

No hydropower dam

Mining impacts

No mining activity

VULNERABILITY INDEX

Hazard Intensity: 0.87
Sensitivity: 3.6
Ranking: 3.12

PRIORITIES & NEEDS

1. Construct water facility (borehole)
2. Build latrine (Health)
3. Vaccinate animals/livestock