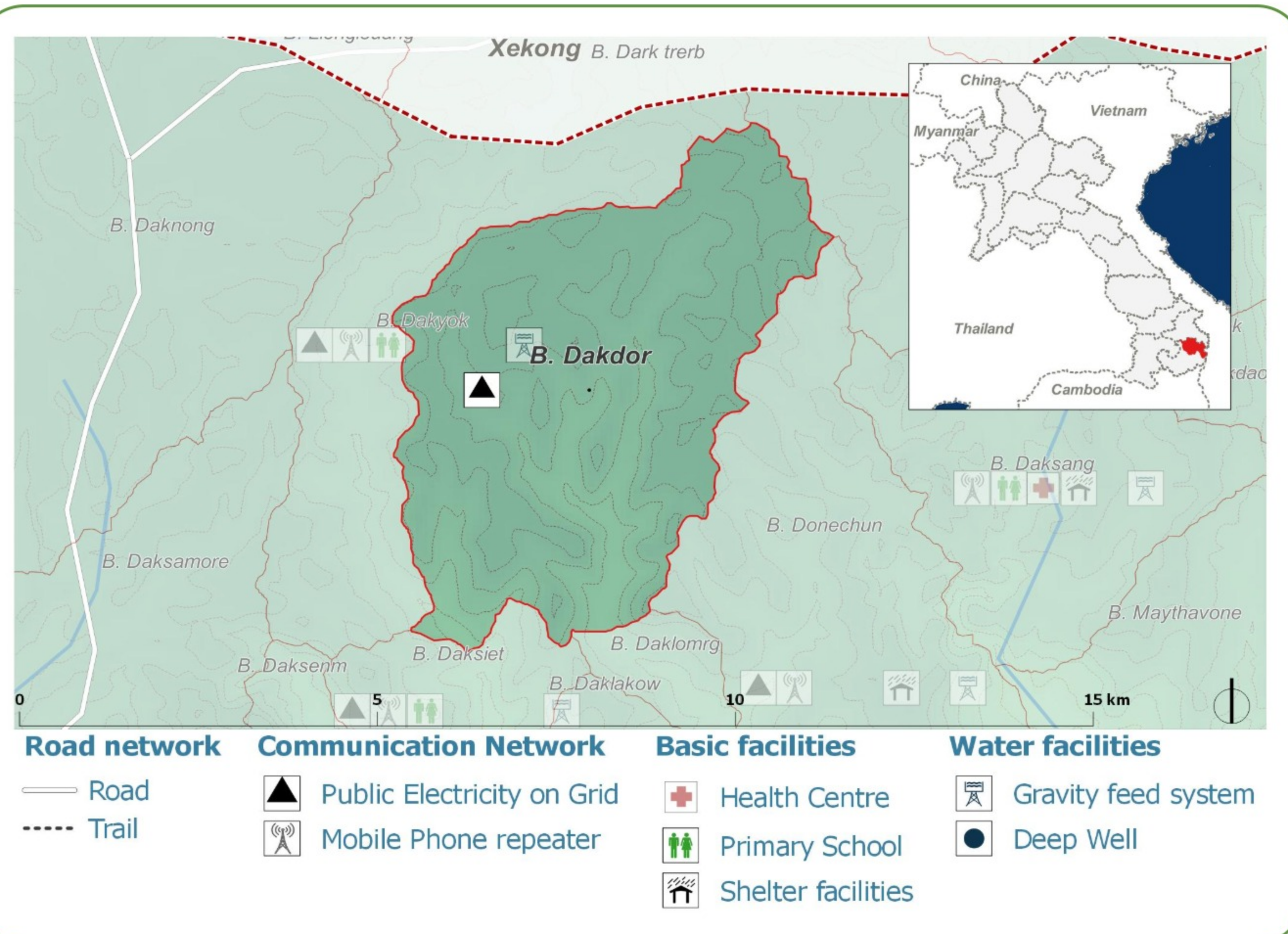
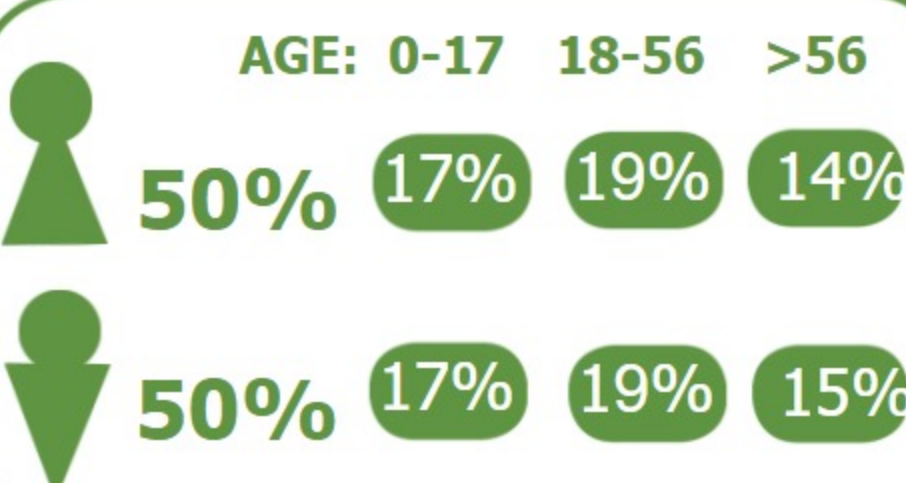


**DEMOGRAPHICS**

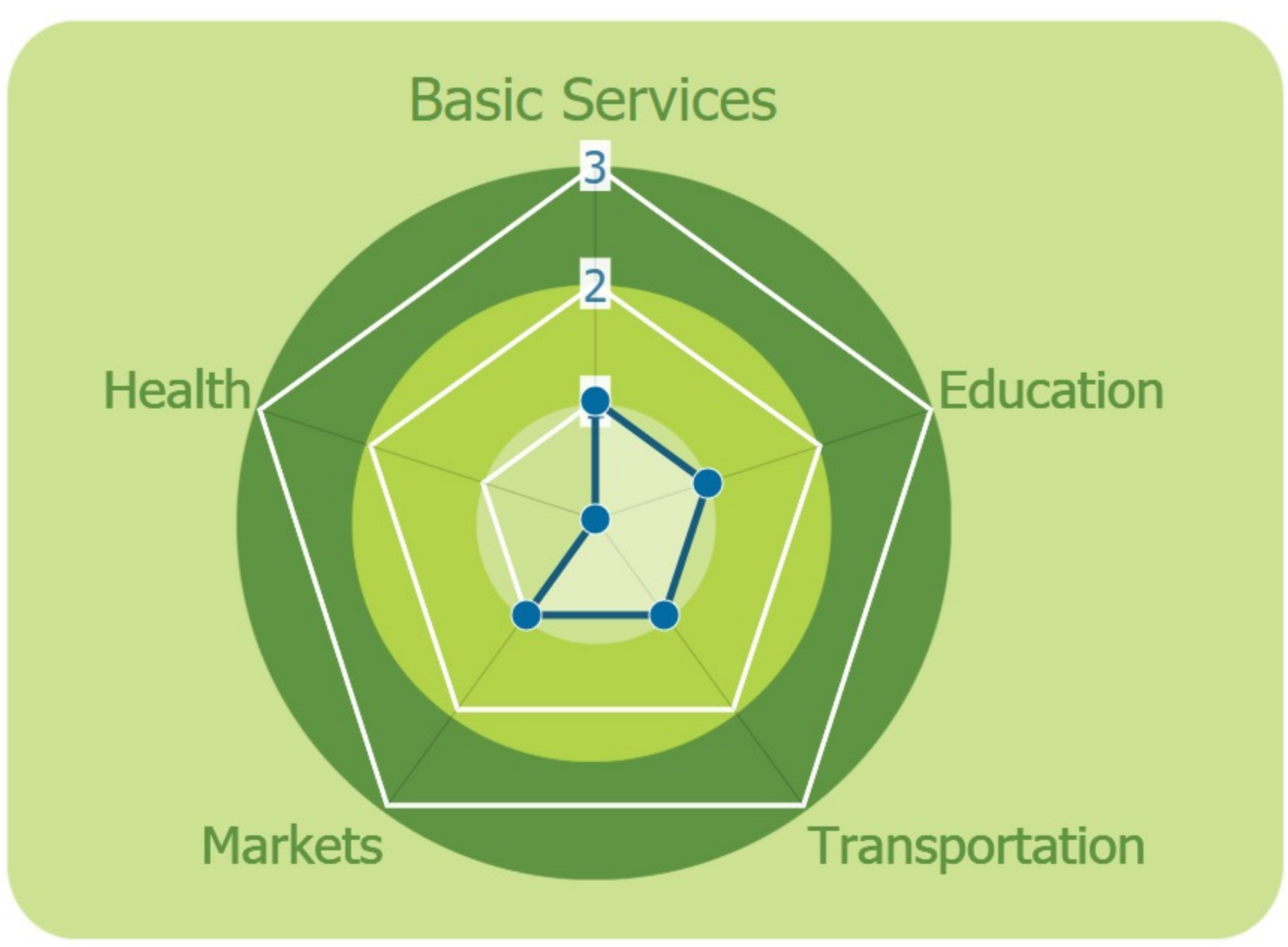
Population (2017):  
**666**  
Main ethnic group:  
**Tariang**  
Other ethnic group:  
**None**  
Religion:  
**Animism**



Ecosystem & Services:  
**- Coffee**

Sources of Income:  
**- Livestock**

Education:  
**- Primary incomplete**



**HEALTH**

Water-bourne:  
**Diarrhea**  
**Eye**  
**Skin**  
**Malaria**

Vector-bourne:  
**Encephalitis**  
**Malaria**

**CLIMATE CHANGE & DISASTERS**

Changes over the past 30 years

**No floods**

**1 every 10 years**  
Water  
Less severe

**1 every 10 years**  
Homes  
Income  
Less frequent

**No Landslides**

	DRY SEASON	WET SEASON
Temperature	Some increase	Slight increase
Precipitation	Slight increase	Slight increase

**IMPACTS:**  
Health / Agriculture / Livestock

**ENVIRONMENTAL ISSUES**

**Deforestation impacts**

+ More agricultural land (+)  
No negative impact

**Hydropower impacts**

No hydropower dam

**Mining impacts**

No mining activity

**VULNERABILITY INDEX**

**Hazard Intensity: 0.87**  
**Sensitivity: 3.73**  
**Ranking: 3.24**

**PRIORITIES & NEEDS**

1. Construct water facility (borehole)
2. Build latrine (Health)
3. Vaccinate animals/livestock