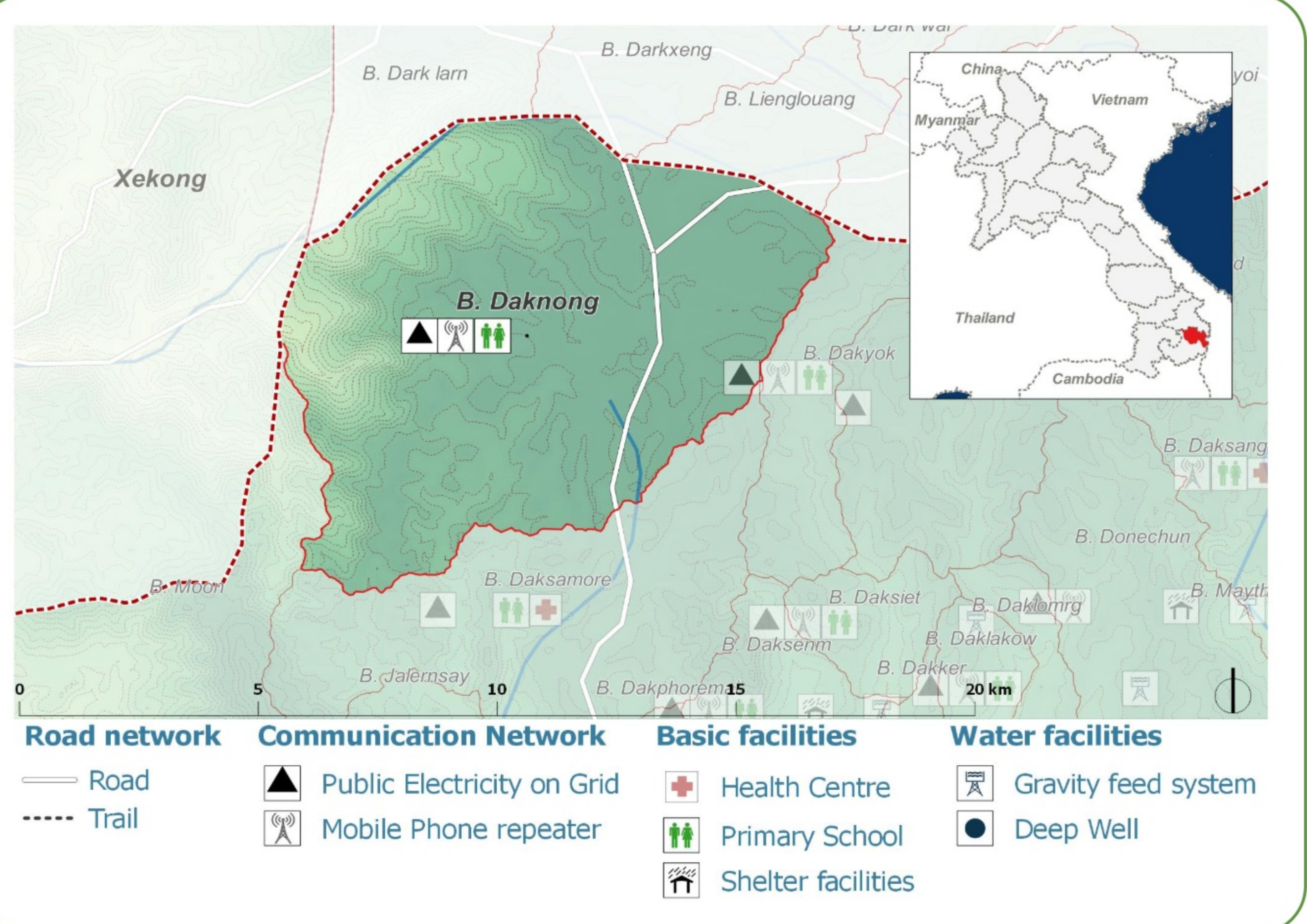



**DEMOGRAPHICS**

Population (2017):  
**659**  
Main ethnic group:  
**Tariang**  
Other ethnic group:  
**None**  
Religion:  
**Animism**



**Ecosystem & Services:**


- Livestock
- Coffee

**Sources of Income:**

- Agriculture
- Livestock

**Education:**

- Kindergarten
- Primary



**HEALTH**

- Water-bourne:**  
Diarrhea  
Eye  
Skin
- Vector-bourne:**  
Dengue  
Encephalitis  
Malaria

**CLIMATE CHANGE & DISASTERS**

Changes over the past 30 years

<b>No floods</b>	<b>1 every 3-5 years</b> Water Crops Not changing	<b>1 every 3-5 years</b> Income Not changing
<b>No Landslides</b>	<b>DRY SEASON</b> Slight increase	<b>WET SEASON</b> No change
	Slight increase	Slight increase

**IMPACTS:**  
Health / Agriculture

**ENVIRONMENTAL ISSUES**

**Deforestation impacts**  
No positive impact | No negative impact

**Hydropower impacts**  
No hydropower dam

**Mining impacts**  
No mining activity

**VULNERABILITY INDEX**

**Hazard Intensity: 0.67**  
**Sensitivity: 3.1**  
**Ranking: 2.07**

**PRIORITIES & NEEDS**

1. Construct water facility (borehole)
2. Build latrine (Health)
3. Vaccinate animals/livestock