

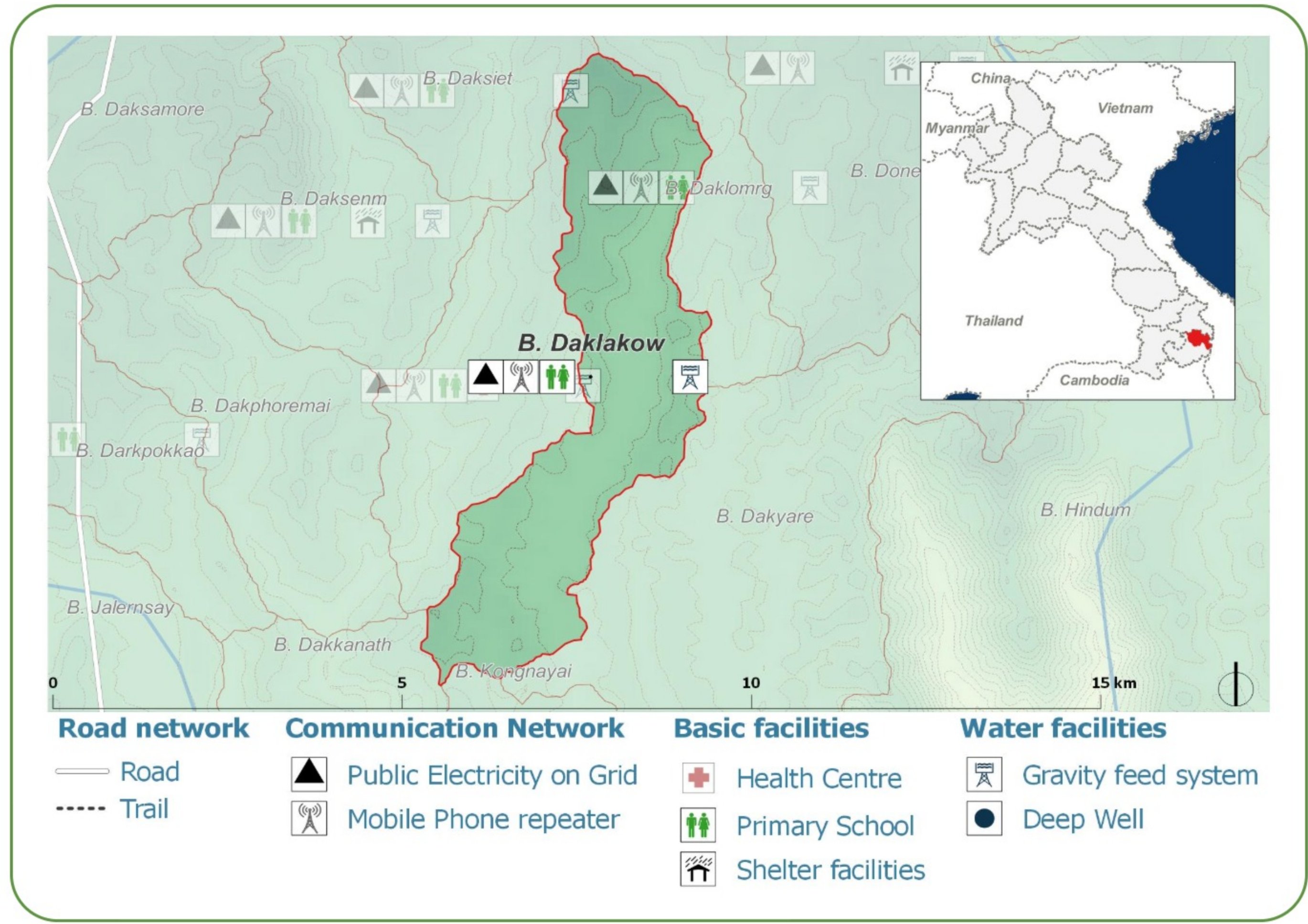

DEMOGRAPHICS

Population (2017):
584

Main ethnic group:
Tariang

Other ethnic group:
None

Religion:
Animism



Ecosystem & Services:

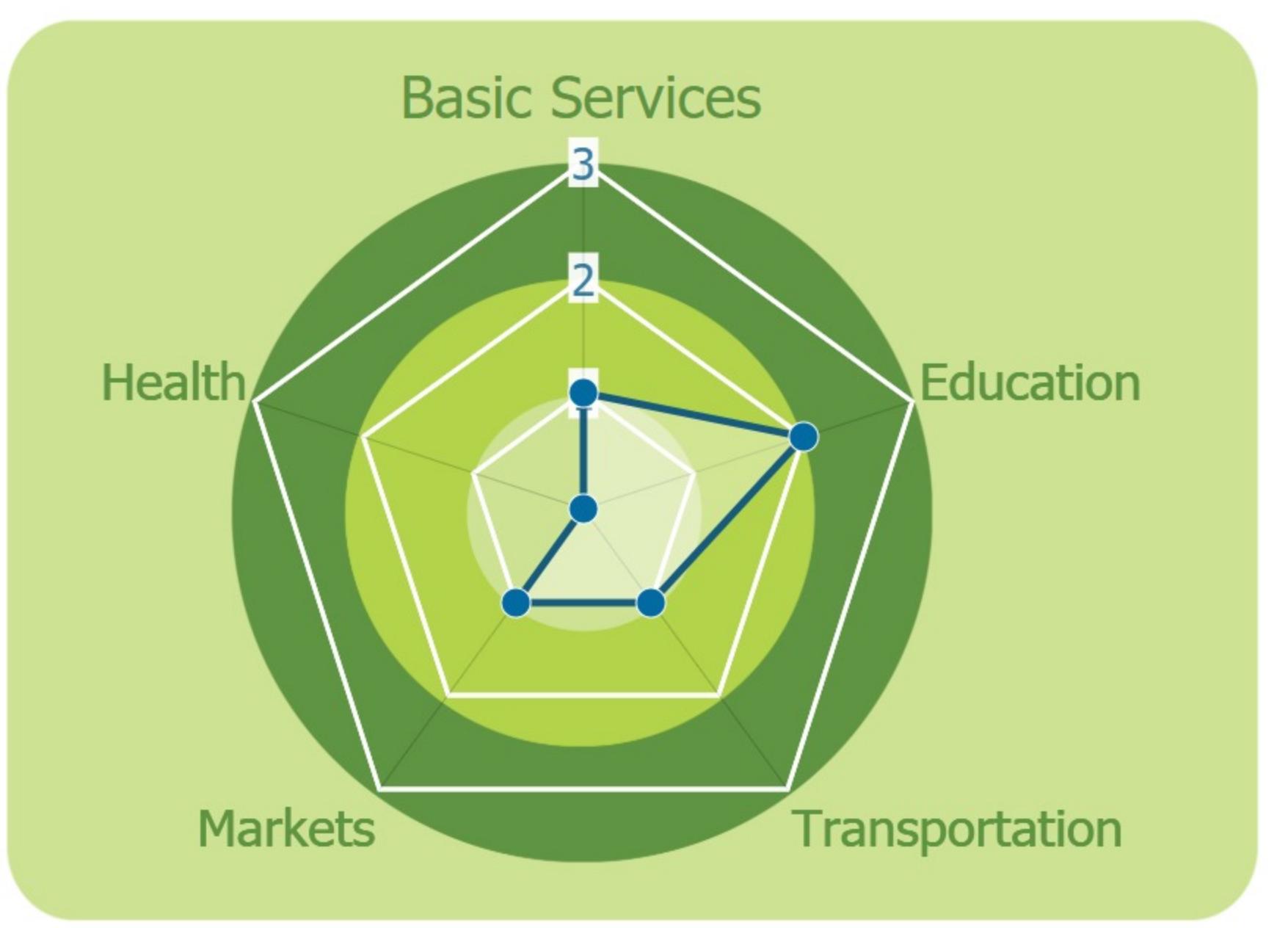
- Livestock
- Coffee

Sources of Income:

- Livestock
- Casual labor

Education:

- Kindergarten
- Primary



HEALTH

Water-bourne:
Eye
Skin

Vector-bourne:
Dengue
Encephalitis
Malaria

CLIMATE CHANGE & DISASTERS
Changes over the past 30 years

- No floods
- No droughts
- 1 every 3-5 years Homes Income Not changing
- No Landslides

	DRY SEASON	WET SEASON
Temperature	Slight increase	No change
Precipitation	No change	No change

IMPACTS:
Health / Livestock

ENVIRONMENTAL ISSUES

Deforestation impacts
No positive impact | No negative impact

Hydropower impacts
No hydropower dam

Mining impacts
No mining activity

VULNERABILITY INDEX

Hazard Intensity: 0.2

Sensitivity: 3.33

Ranking: 0.67

PRIORITIES & NEEDS

1. Construct water facility (borehole)
2. Vaccinate animals/livestock
3. Construct pipe distribution system

UN HABITAT
FOR A BETTER URBAN FUTURE

ADAPTATION FUND