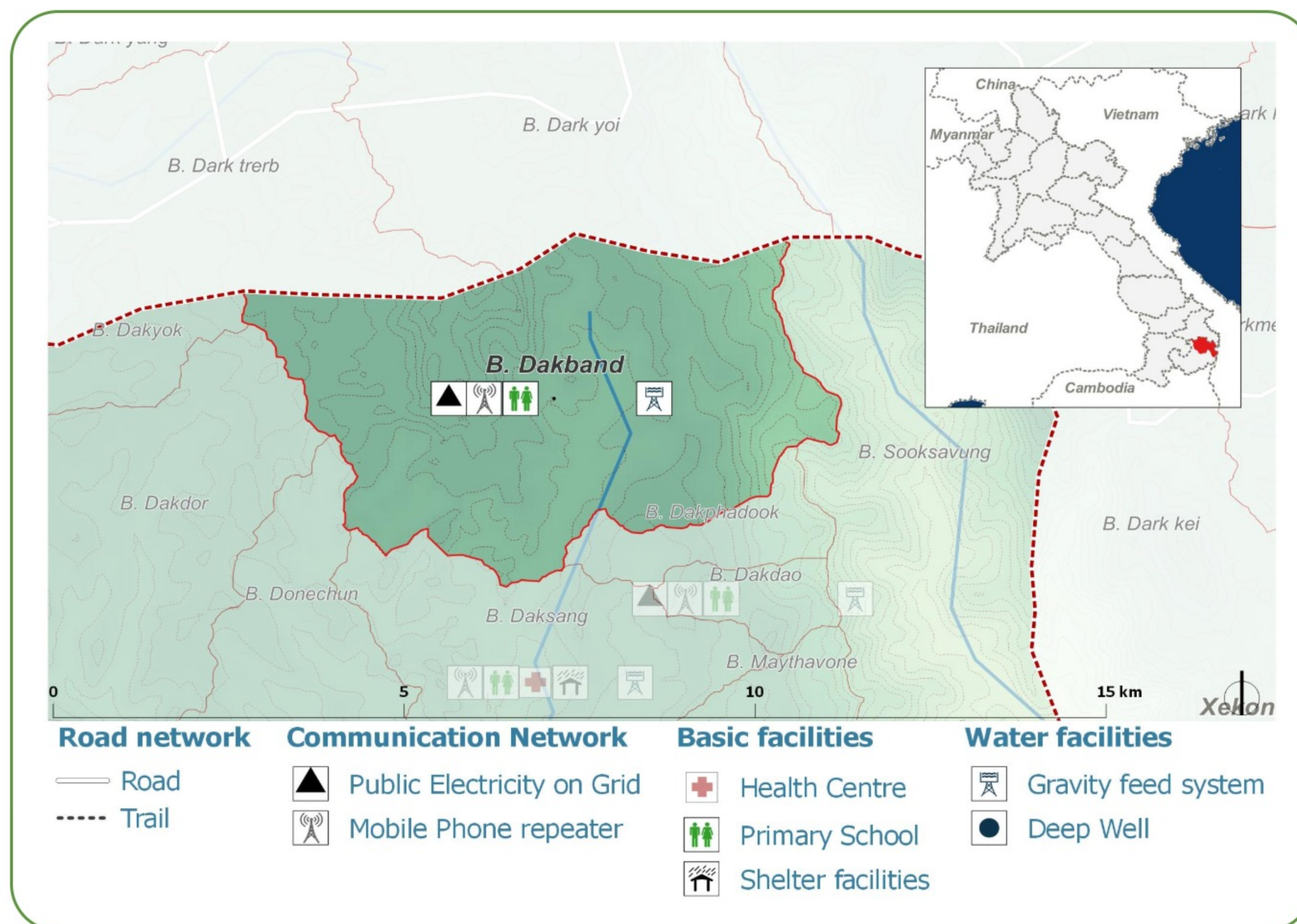



**DEMOGRAPHICS**

Population (2017):  
**659**  
Main ethnic group:  
**Tariang**  
Other ethnic group:  
**None**  
Religion:  
**Animism**



**Ecosystem & Services:**

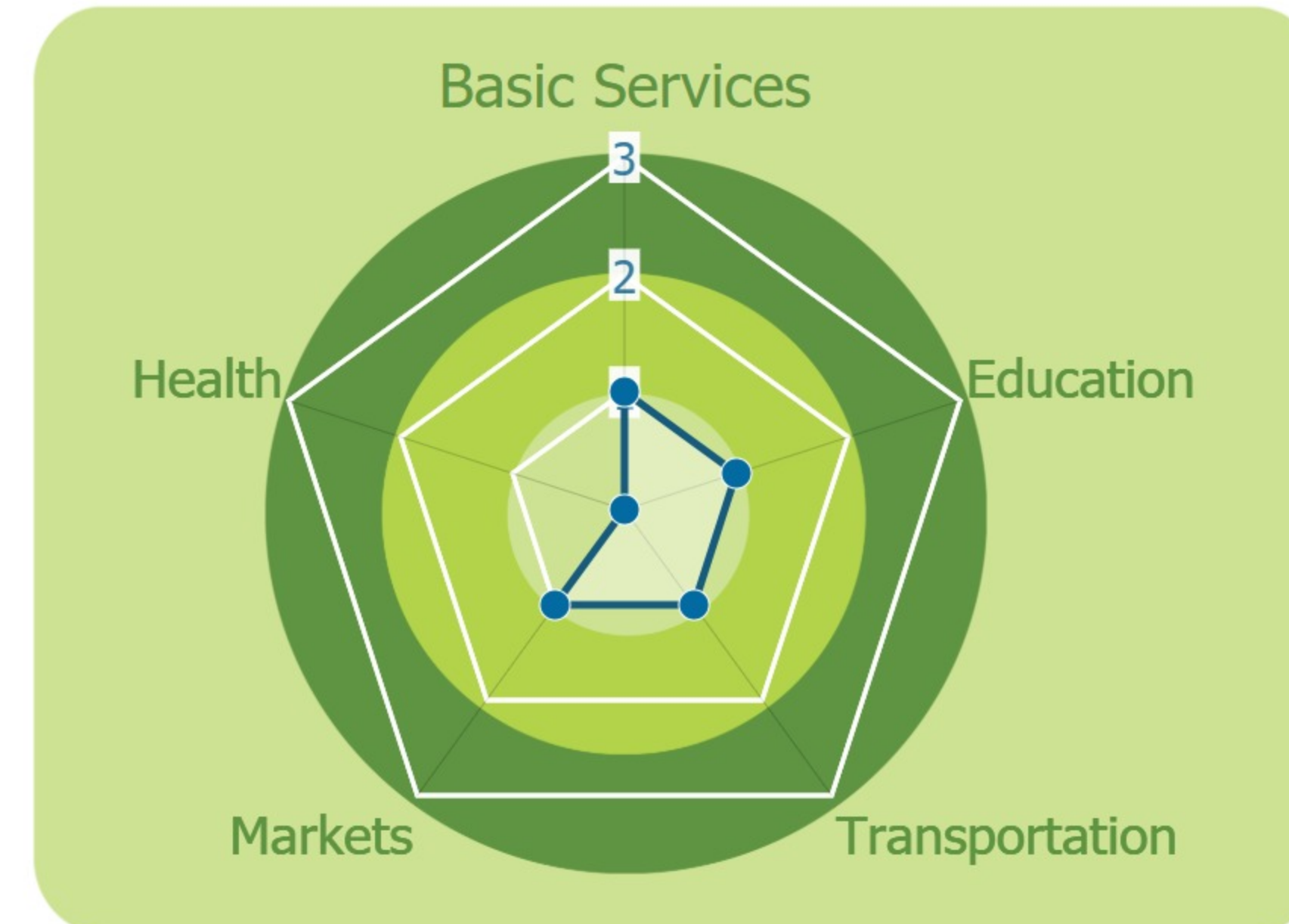
- **Coffee**

**Sources of Income:**

- **Subsistence agriculture**  
- **Livestock**  
- **Casual labor**

**Education:**

- **Primary**



**HEALTH**

Water-bourne: **Diarrhea**  
Eye  
Skin  
Malaria

Vector-bourne: **None**

**CLIMATE CHANGE & DISASTERS**

Changes over the past 30 years

**No floods**

**No droughts**

**1 every 3-5 years**  
**Homes**  
**Income**  
**Less frequent**

**No Landslides**

	DRY SEASON	WET SEASON
Temperature	Slight Decrease	Slight increase
Precipitation	Slight Decrease	Slight increase

**IMPACTS:**  
**Health / Agriculture / Livestock**

**ENVIRONMENTAL ISSUES**

**Deforestation impacts**

No positive impact

No negative impact

**Hydropower impacts**

No hydropower dam

**Mining impacts**

No mining activity

**VULNERABILITY INDEX**

**Hazard Intensity: 0.5**  
**Sensitivity: 3.4**  
**Ranking: 1.7**

**PRIORITIES & NEEDS**

1. Construct water facility (borehole)
2. Build latrine (Health)
3. Vaccinate animals/livestock