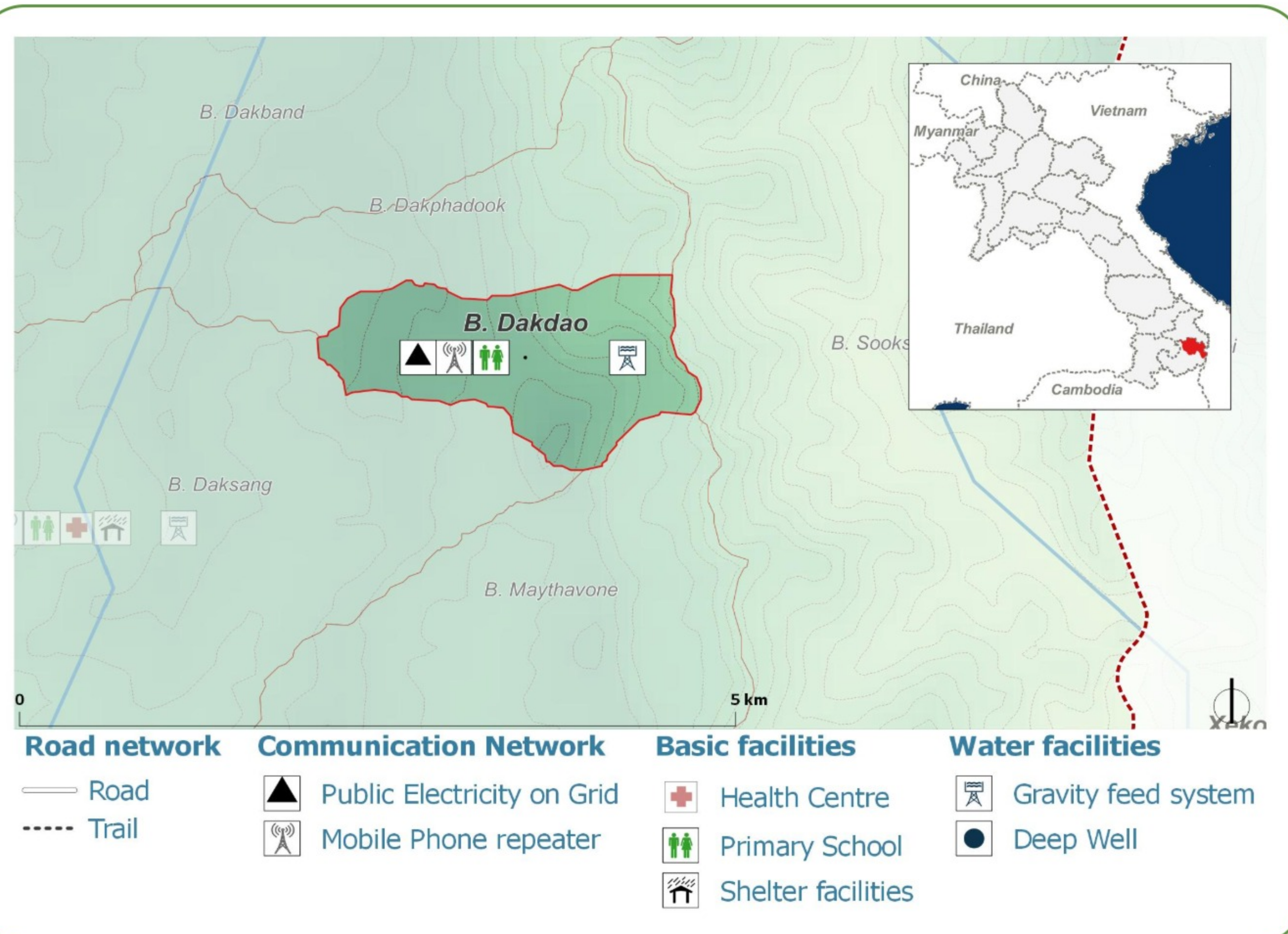
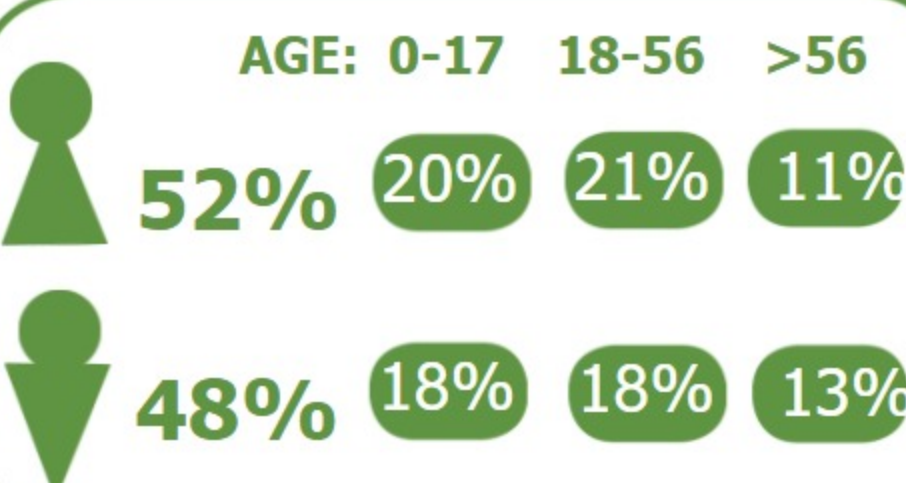


**DEMOGRAPHICS**

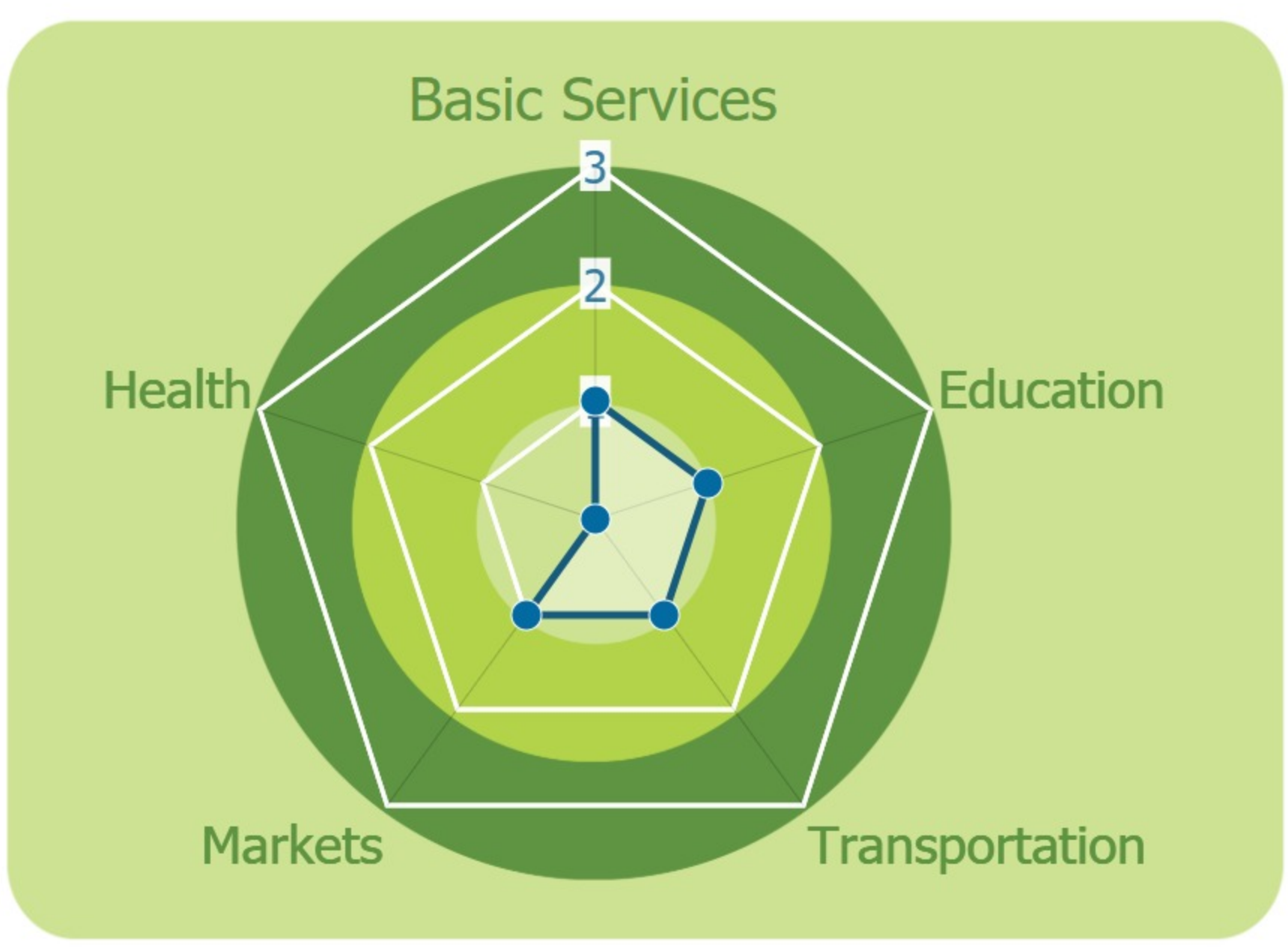
Population (2017):  
**176**  
Main ethnic group:  
**Tariang**  
Other ethnic group:  
**None**  
Religion:  
**Animism**



Ecosystem & Services:  
**- Coffee**

Sources of Income:  
**- Livestock**  
**- Casual labor**

Education:  
**- Primary**



**HEALTH**

Water-bourne: **Eye**, **Skin**  
Vector-bourne: **Dengue**

**CLIMATE CHANGE & DISASTERS**

Changes over the past 30 years

**No floods**

**No droughts**

**1 every 3-5 years**  
**Income**  
**Not changing**

**No Landslides**

|               | DRY SEASON      | WET SEASON      |
|---------------|-----------------|-----------------|
| Temperature   | Slight increase | Slight increase |
| Precipitation | Slight Decrease | Slight increase |

**IMPACTS:**  
**Health / Agriculture / Livestock**

**ENVIRONMENTAL ISSUES**

**Deforestation impacts**

No positive impact  
No negative impact

**Hydropower impacts**

No hydropower dam

**Mining impacts**

No mining activity

**VULNERABILITY INDEX**

**Hazard Intensity: 0.7**  
**Sensitivity: 3.53**  
**Ranking: 2.47**

**PRIORITIES & NEEDS**

1. Construct water facility (borehole)
2. Build latrine (Health)
3. Vaccinate animals/livestock