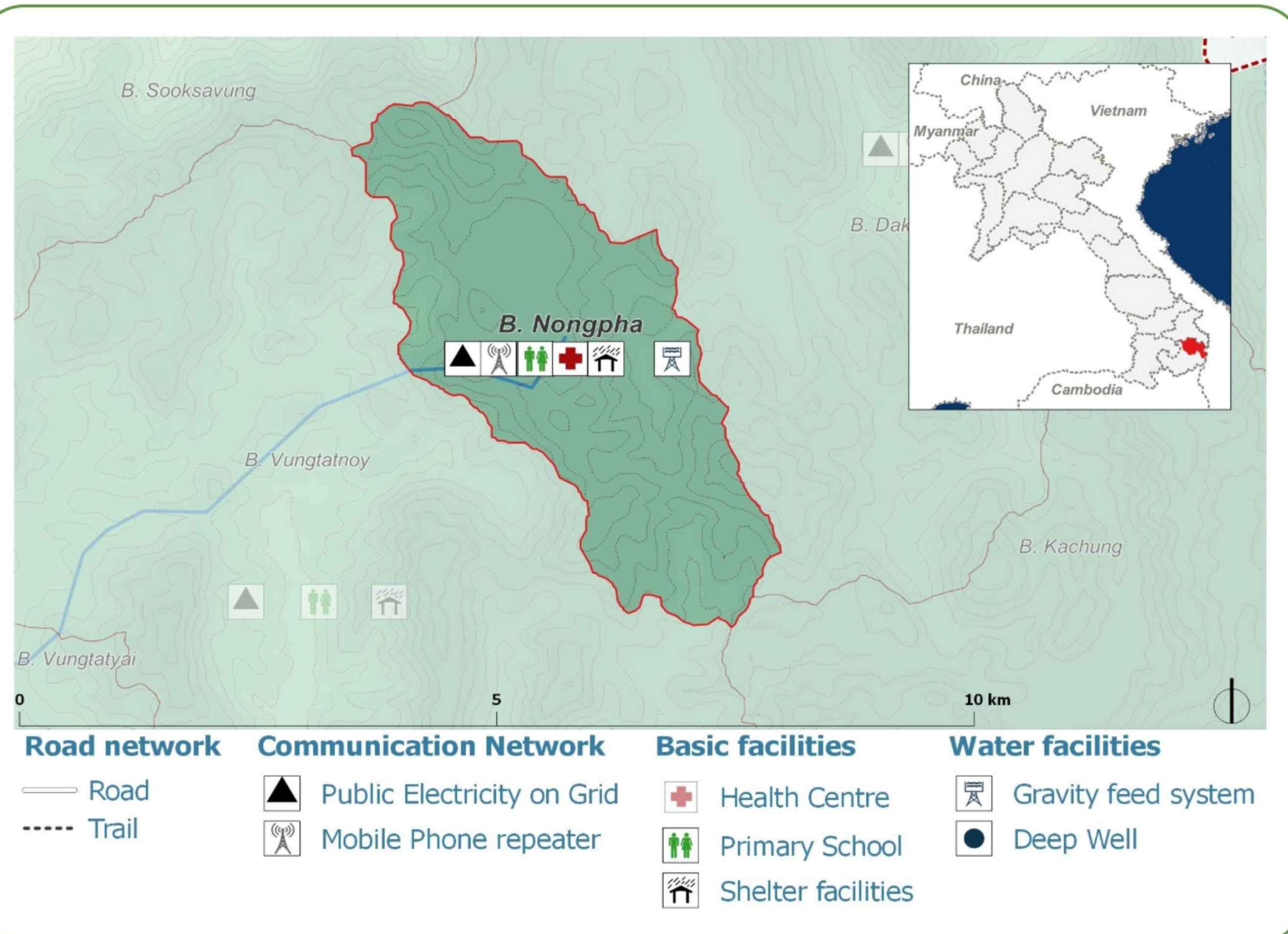



**DEMOGRAPHICS**

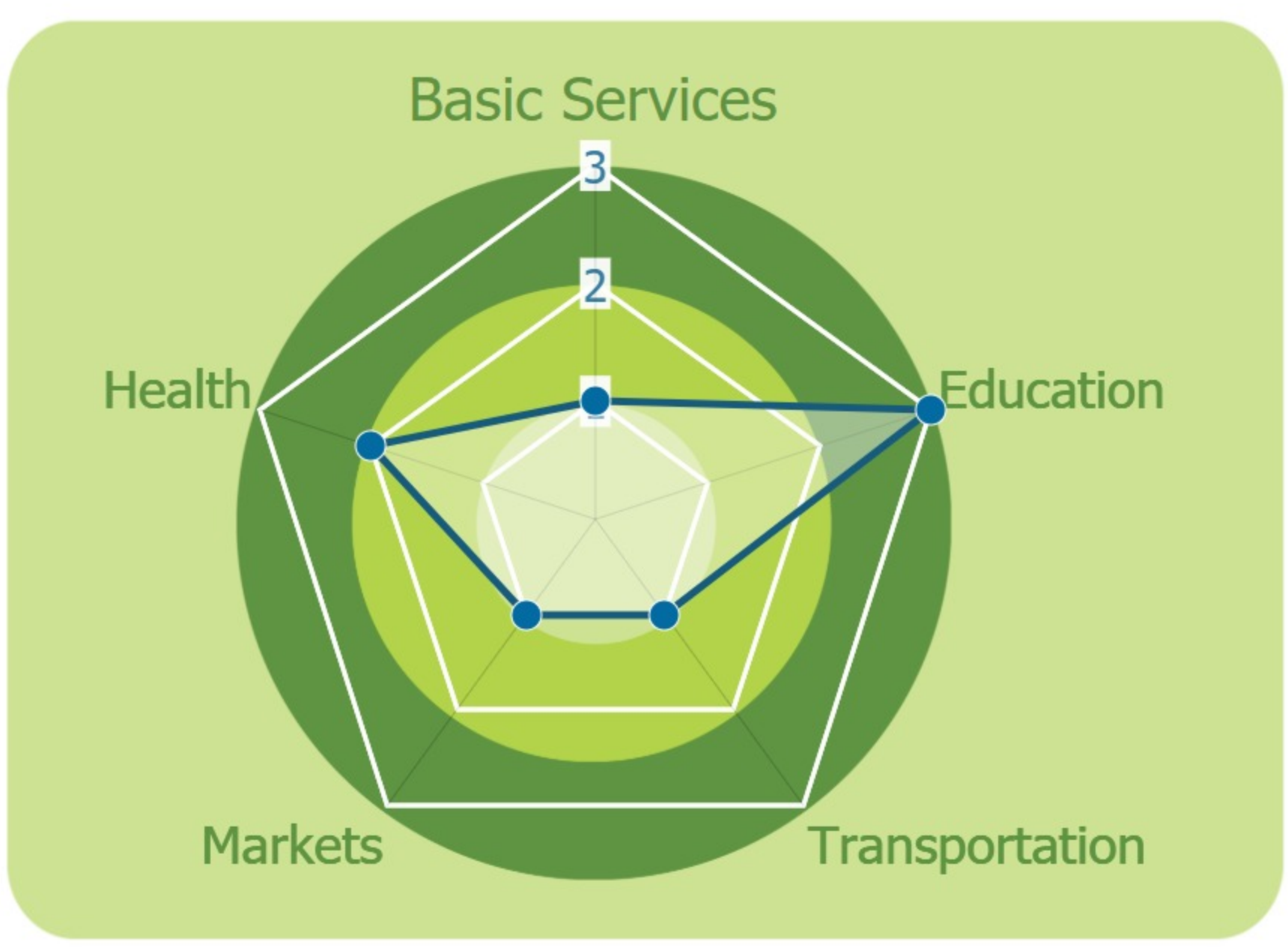
Population (2017):  
**500**  
Main ethnic group:  
**Yè (Jeh)**  
Other ethnic group:  
**None**  
Religion:  
**Animism**



**Ecosystem & Services:**  
- **Livestock**

**Sources of Income:**  
- **Subsistence agriculture**  
- **Livestock**  
- **Casual labor**

**Education:**  
- **Kindergarten**  
- **Primary**  
- **High school**



**HEALTH**

**Water-bourne:**  
Diarrhea  
Eye

**Vector-bourne:**  
Encephalitis  
Malaria

**CLIMATE CHANGE & DISASTERS**

Changes over the past 30 years

**No floods**

**No droughts**

**1 every 10 years  
Homes  
Infrastructure  
Less frequent**

**DRY SEASON**

Some increase

Slight Decrease

**WET SEASON**

Slight Decrease

Slight increase

**IMPACTS:**  
Health / Agriculture / Livestock

**ENVIRONMENTAL ISSUES**

**Deforestation impacts**

No positive impact      No negative impact

---

**Hydropower impacts**

No hydropower dam

---

**Mining impacts**

No mining activity

**VULNERABILITY INDEX**

**Hazard Intensity: 0.7**

**Sensitivity: 2.33**

**Ranking: 1.63**

**PRIORITIES & NEEDS**

1. Construct water facility (borehole)
2. Build latrine (Health)
3. Vaccinate animals/livestock