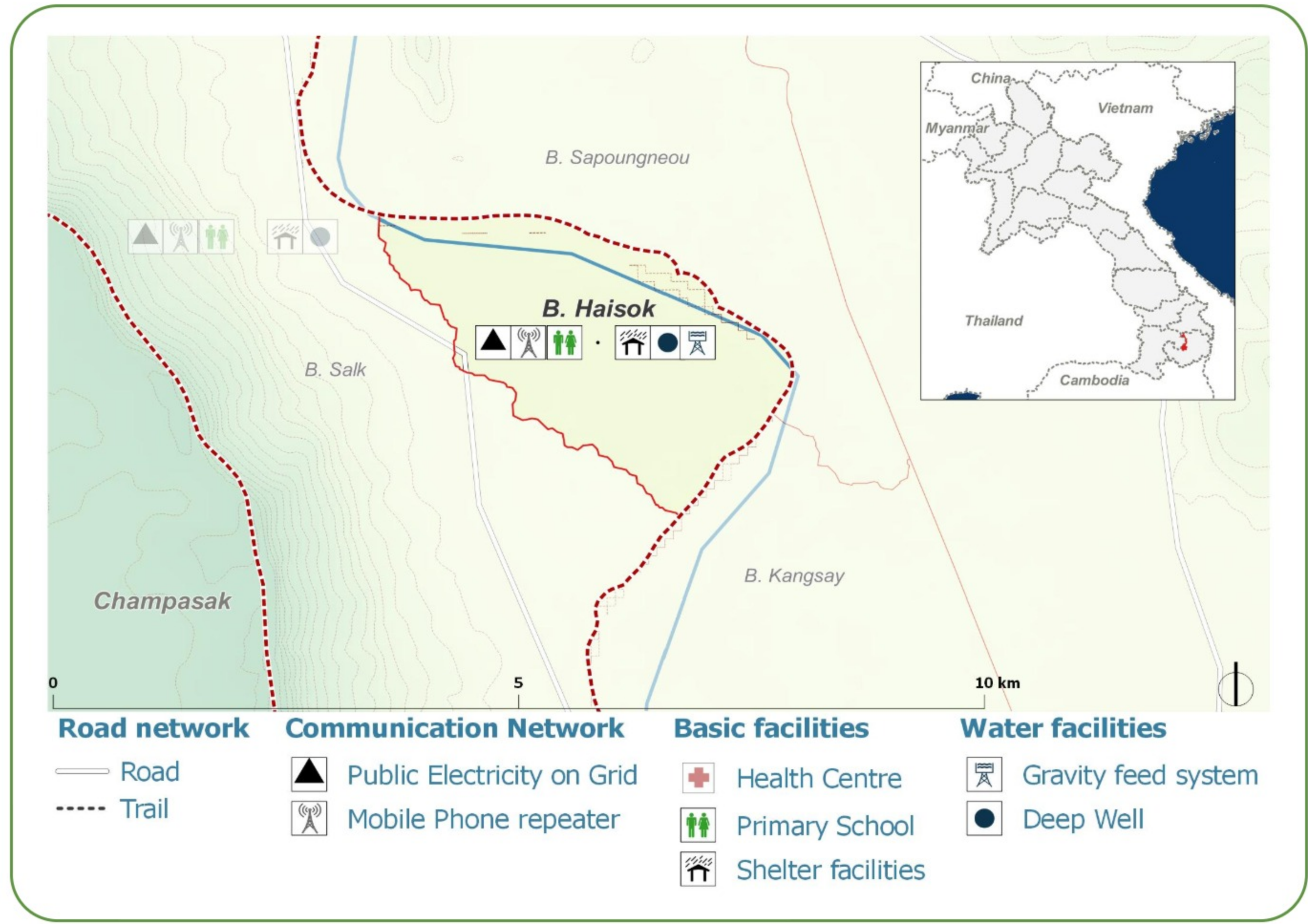



DEMOGRAPHICS

Population (2017): **1086**
 Main ethnic group: **Lao**
 Other ethnic group: **Yahen**
 Religion: **Buddhism**



Ecosystem & Services:

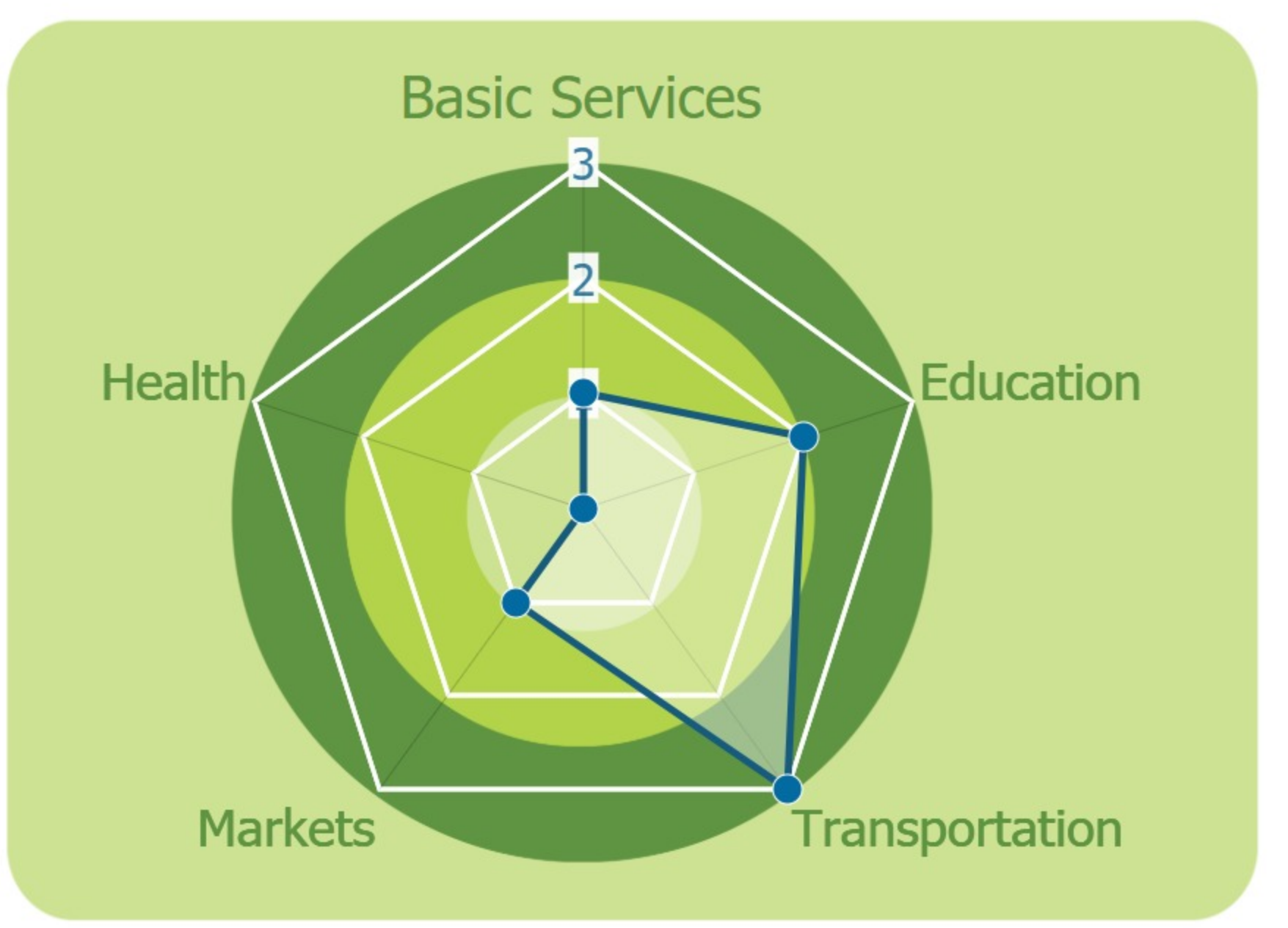
- Rice
- Maize
- Livestock

Sources of Income:

- Subsistence agriculture
- Livestock
- Casual labor

Education:

- Primary incomplete
- Primary
- High school



HEALTH

Water-bourne:
 Allergies
 Diarrhea
 Eye
 Skin

Vector-bourne:
 Dengue
 Encephalitis
 Malaria
 Scrub typhus

CLIMATE CHANGE & DISASTERS
 Changes over the past 30 years

1 every 10 years
 Houses
 livelihoods
 Health
 Not changing

1 every 10 years
 Water
 Food
 Crops
 Less severe

More than 1 per year
 Homes
 Infrastructure
 Income
 Not changing

DRY SEASON **WET SEASON**

🌡️ **Significant Increase** **Significant Increase**

☁️ **Significant decrease** **Slight Decrease**

IMPACTS:
 Health / Water / Agriculture / Livestock

No Landslides

ENVIRONMENTAL ISSUES

Deforestation impacts

No positive impact

- More flooding (-)
- Loss of biodiversity (-)
- Erosion (-)
- Less food sources (-)

Hydropower impacts

+ Electricity (+)

- Water availability (-)

Mining impacts

No mining activity

VULNERABILITY INDEX

Hazard Intensity: 3.03

Sensitivity: 2.7

Ranking: 8.19

PRIORITIES & NEEDS

1. Construct water facility (borehole)
2. Diversify livelihoods

