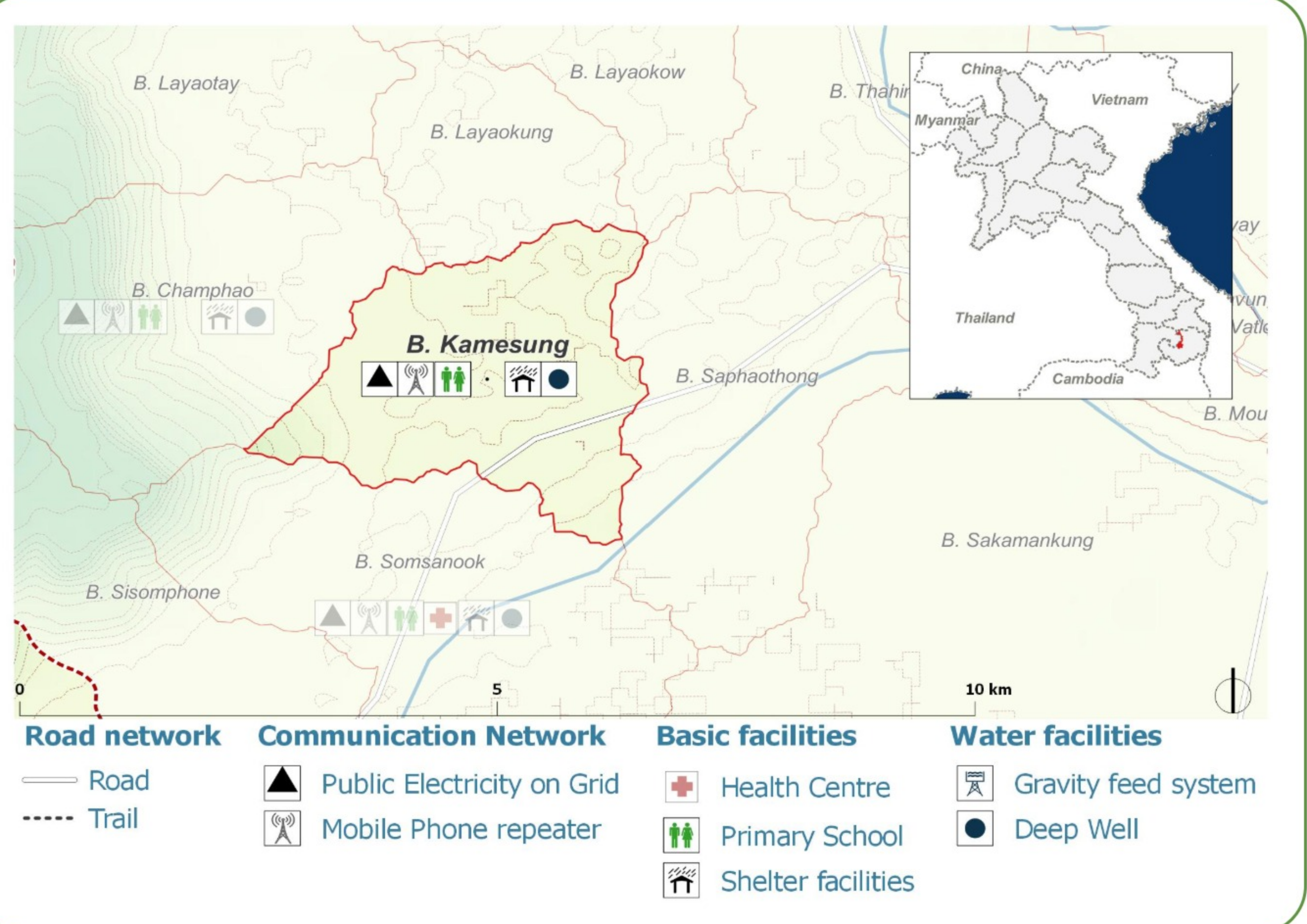
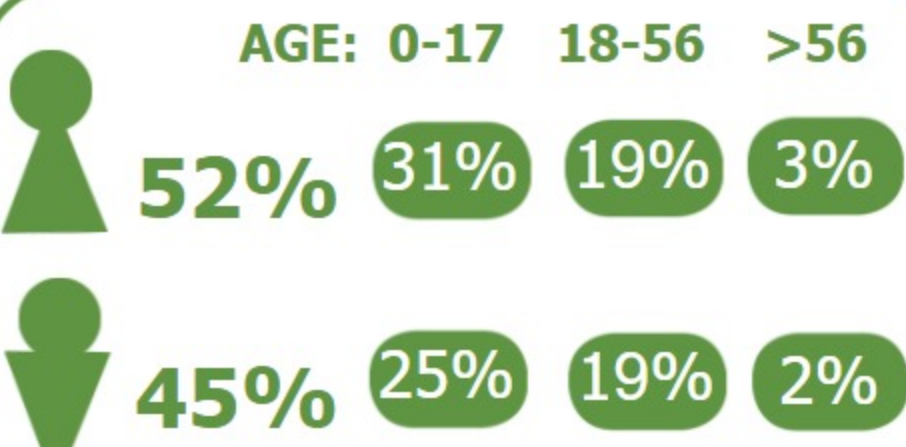


DEMOGRAPHICS

Population (2017):
809
Main ethnic group:
Oy
Other ethnic group:
Tariang, Lao
Religion:
Buddhism



Ecosystem & Services:

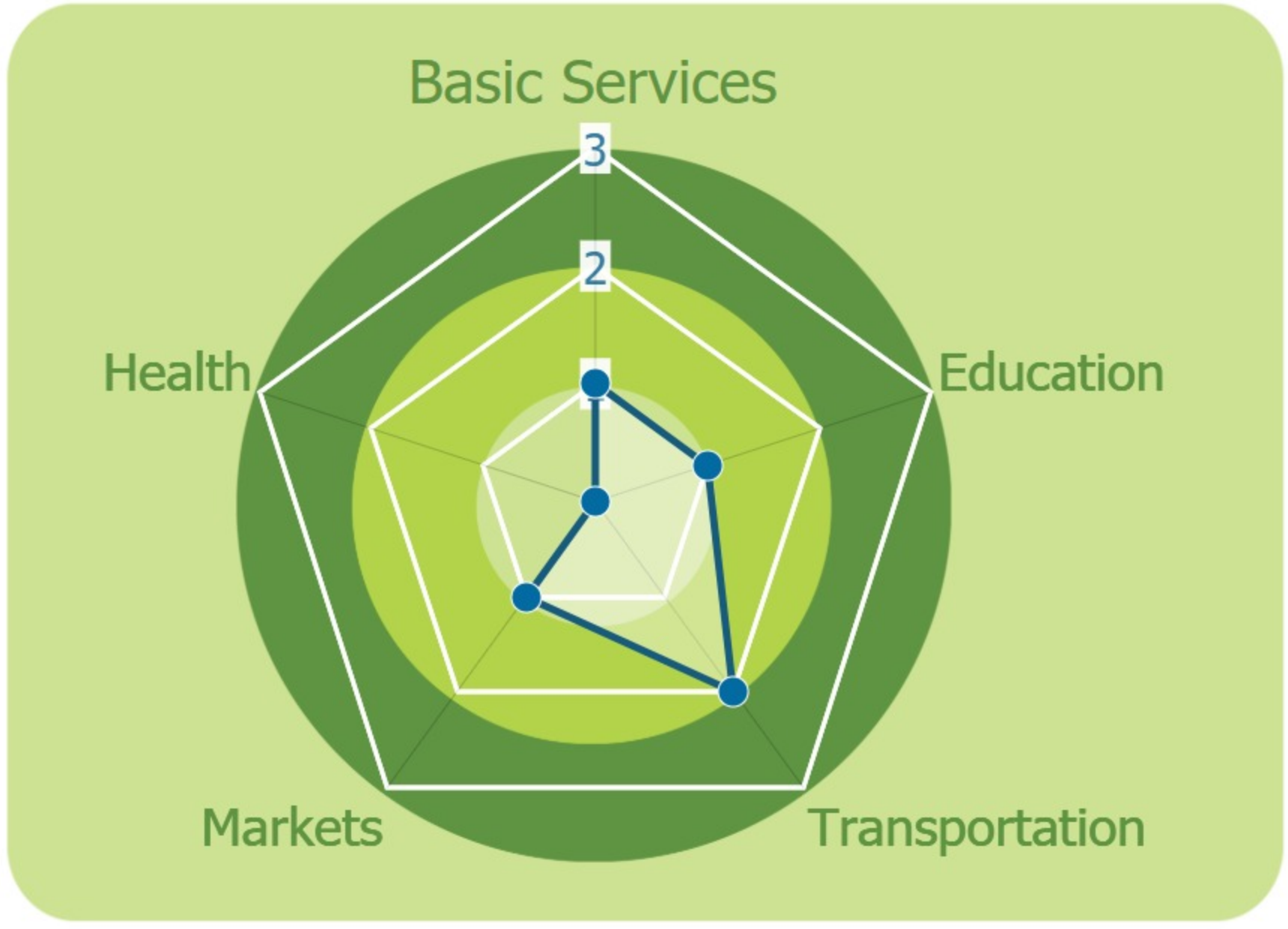
- Rice
- Livestock
- Stream
- River

Sources of Income:

- Subsistence agriculture
- Livestock
- Casual labor

Education:

- Primary incomplete
- Primary



HEALTH

- Water-bourne:**
Allergies
Diarrhea
Eye
Skin
- Vector-bourne:**
Dengue
Encephalitis
Malaria

CLIMATE CHANGE & DISASTERS

Changes over the past 30 years

1 every 3-5 years
Houses
livelihoods
Health
More severe

1 every 3-5 years
Water
Food
Crops
Death of livestock
More severe

More than 1 per year
Homes
Infrastructure
Income
More frequent

No Landslides

DRY SEASON **WET SEASON**

Significant Increase Significant Increase

Significant decrease Significant decrease

IMPACTS:
Health / Water / Agriculture / Livestock

ENVIRONMENTAL ISSUES

Deforestation impacts

- + Industrial develop (+)
- + More agricultural land (+)
- More flooding (-)
- Loss of biodiversity (-)
- Less food sources (-)

Hydropower impacts

- No positive impact
- Water availability (-)

Mining impacts

- No mining activity

VULNERABILITY INDEX

Hazard Intensity: 4.33

Sensitivity: 3.27

Ranking: 14.16

PRIORITIES & NEEDS

1. Construct water facility (borehole)