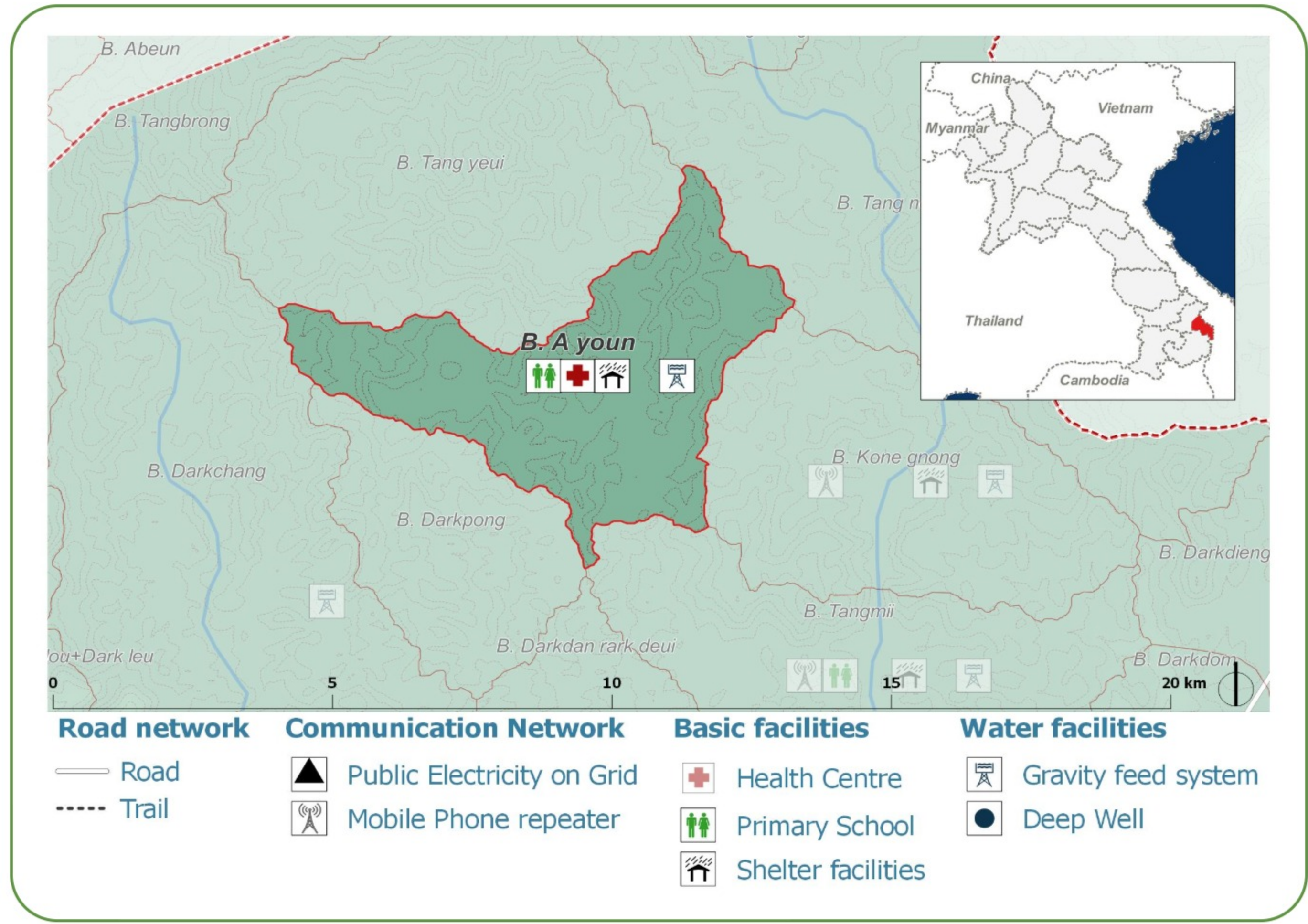



DEMOGRAPHICS

Population (2017): **318**
Main ethnic group: **Katu**
Other ethnic group: **Tariang**
Religion: **Animism**



Ecosystem & Services:

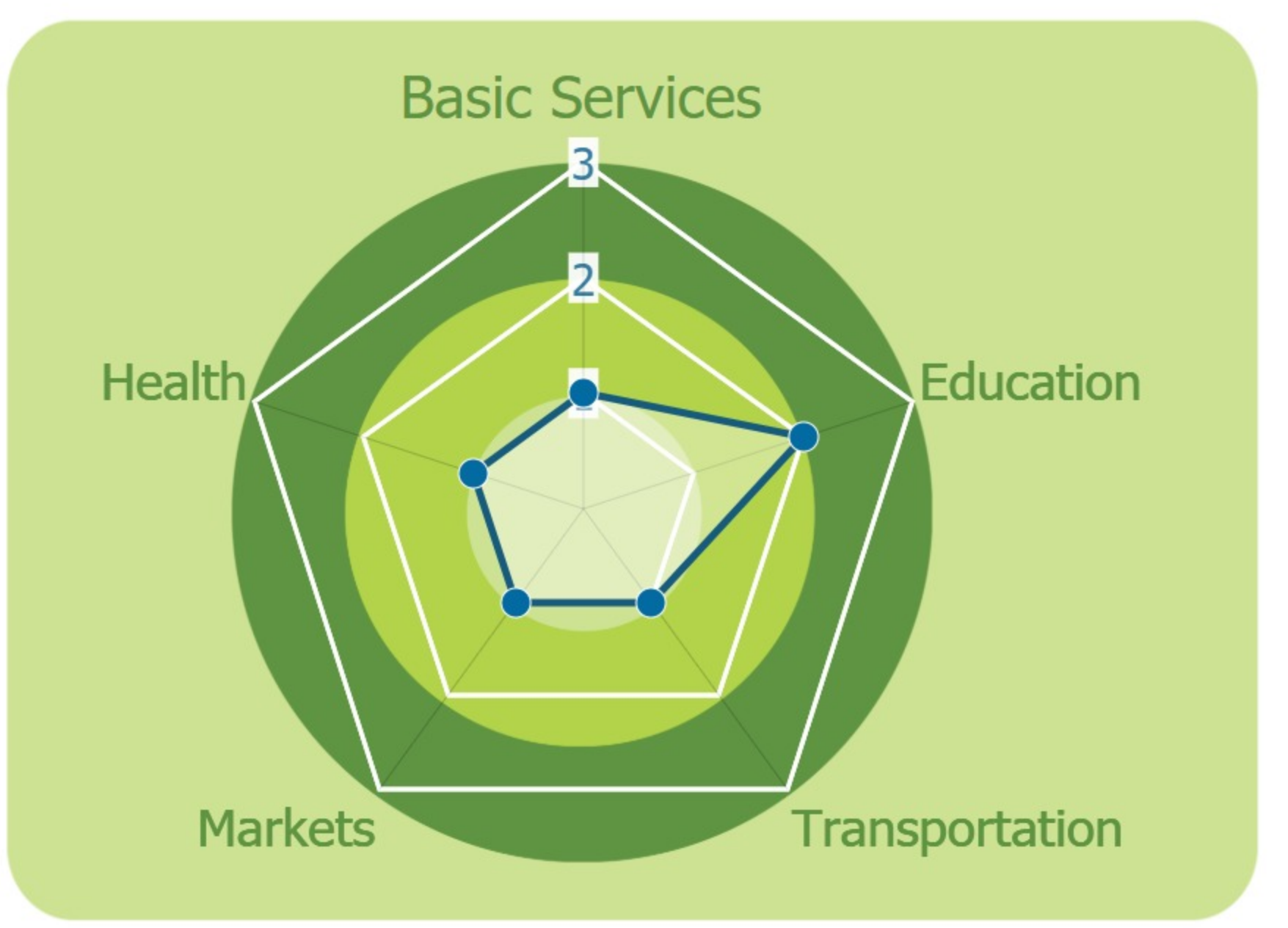
- Rice
- Livestock
- Vegetables

Sources of Income:

- Agriculture
- Subsistence agriculture
- Livestock
- Casual labor

Education:

- Primary incomplete
- Primary
- High school



HEALTH

Water-bourne:
Allergies
Diarrhea
Eye
Skin

Vector-bourne:
Dengue
Malaria

CLIMATE CHANGE & DISASTERS
Changes over the past 30 years

- More than 1 per year livelihoods Health More severe**
- More than 1 per year Water Food Crops More severe**
- More than 1 per year Homes Infrastructure Income More frequent**

DRY SEASON
Some increase
Slight Decrease

WET SEASON
Slight Decrease
Slight Decrease

IMPACTS:
Health / Water / Agriculture / Livestock

House People injured

ENVIRONMENTAL ISSUES

Deforestation impacts

- + Industrial develop (+)
- + Charcoal production (+)
- + More agricultural land (+)
- More flooding (-)
- Loss of biodiversity (-)
- Landslides
- Erosion (-)
- Less food sources (-)

Hydropower impacts
No hydropower dam

Mining impacts
No mining activity

VULNERABILITY INDEX

Hazard Intensity: 2.8

Sensitivity: 3.5

Ranking: 9.8

PRIORITIES & NEEDS

1. Landslide prevention
2. Improve water quality
3. Build latrine (Sanitation)