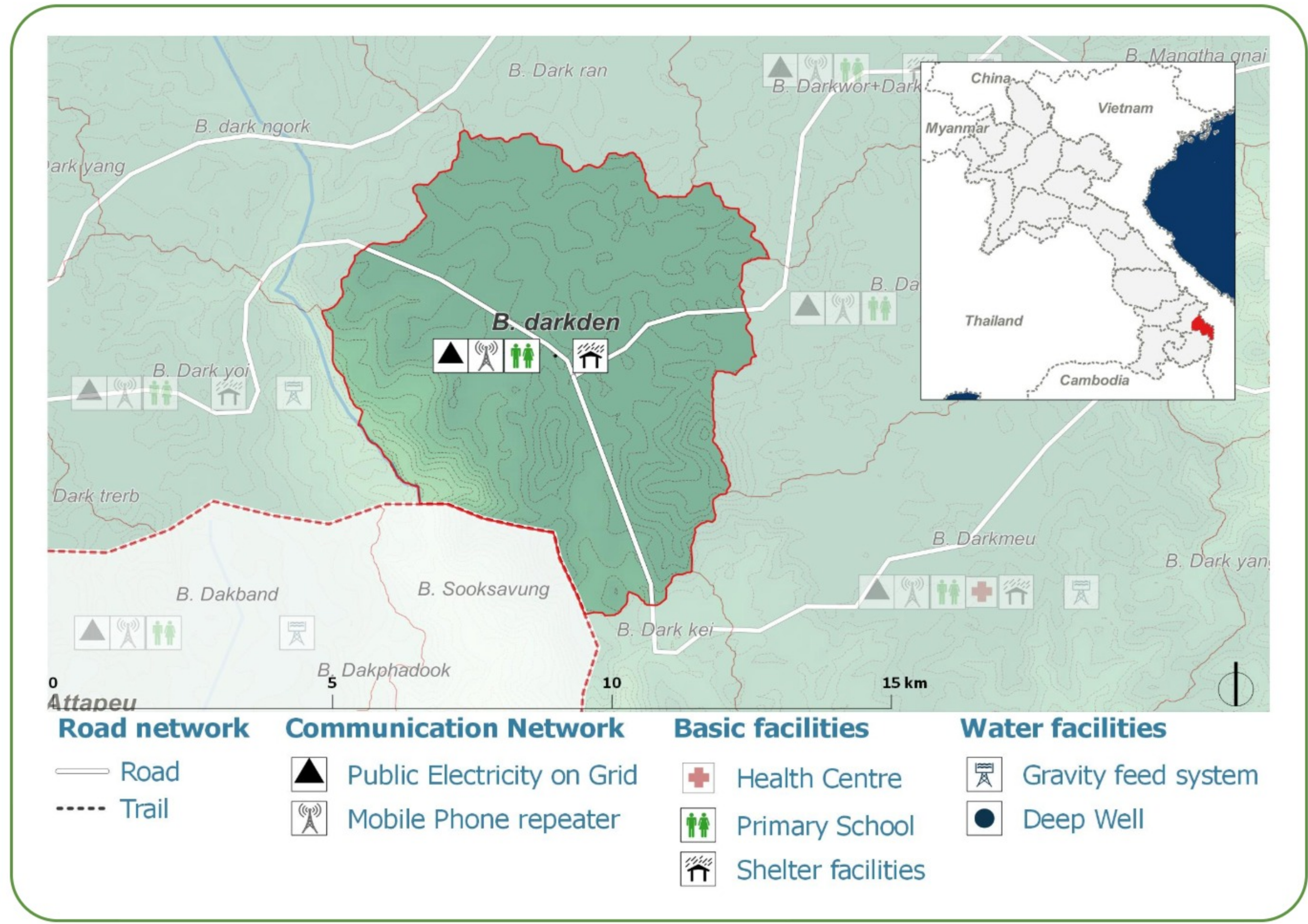



**DEMOGRAPHICS**

Population (2017): **537**  
Main ethnic group: **Tariang**  
Other ethnic group: **None**  
Religion: **Animism**



**Ecosystem & Services:**

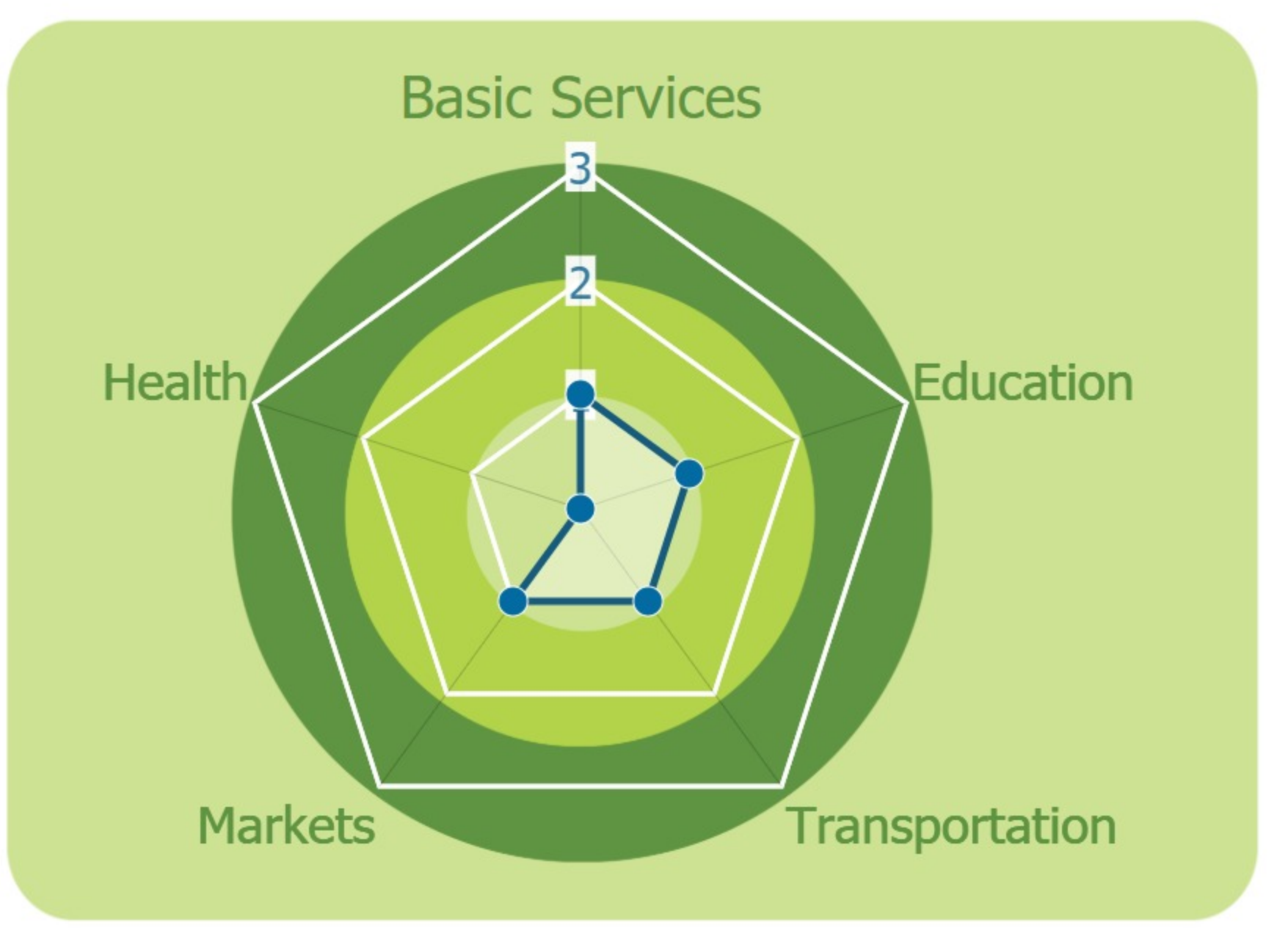
- Rice
- Livestock
- Coffee
- Vegetables

**Sources of Income:**

- Subsistence agriculture
- Livestock
- Casual labor

**Education:**

- Primary



**HEALTH**

**Water-bourne:**  
Allergies  
Diarrhea  
Eye  
Skin

**Vector-bourne:**  
Dengue  
Encephalitis  
Malaria

**CLIMATE CHANGE & DISASTERS**  
Changes over the past 30 years

- More than 1 per year No impact Not changing
- More than 1 per year Food Crops Not changing
- More than 1 per year Infrastructure Income Not changing
- No Landslides

**DRY SEASON**      **WET SEASON**

Significant Increase    Significant Increase

Significant Increase    Significant Increase

**IMPACTS:**  
Health / Agriculture / Livestock

**ENVIRONMENTAL ISSUES**

**Deforestation impacts**

- + Industrial develop (+)
- + More agricultural land (+)
- Loss of biodiversity (-)
- Less food sources (-)

**Hydropower impacts**

No hydropower dam

**Mining impacts**

No mining activity

**VULNERABILITY INDEX**

**Hazard Intensity: 2.73**

**Sensitivity: 3.47**

**Ranking: 9.48**

**PRIORITIES & NEEDS**

1. Improve water quality
2. Build latrine (Sanitation)
3. Increase agricultural production (Irrigation)