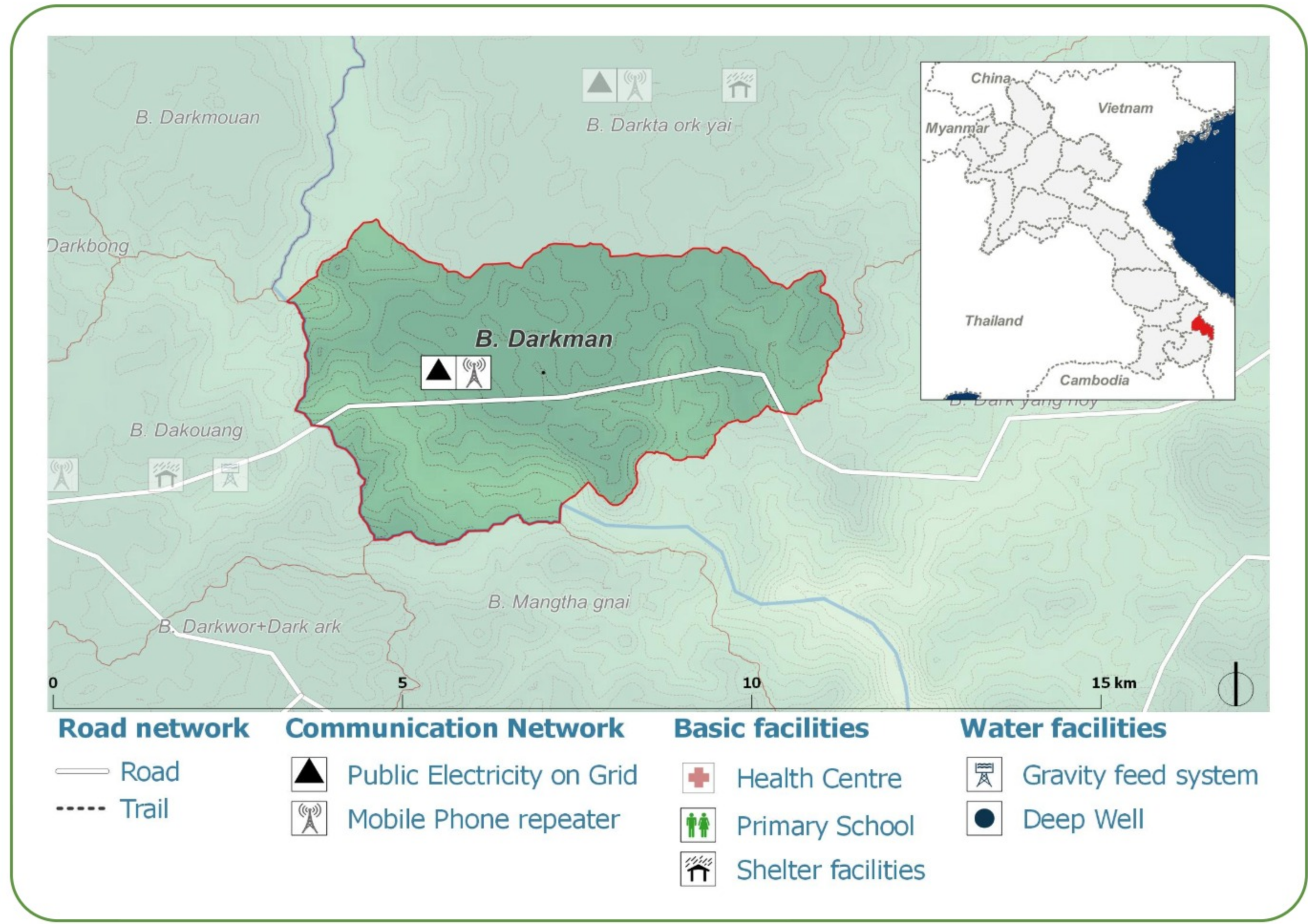



**DEMOGRAPHICS**

Population (2017): **381**  
 Main ethnic group: **Yè (Jeh)**  
 Other ethnic group: **None**  
 Religion: **Animism**



**Ecosystem & Services:**

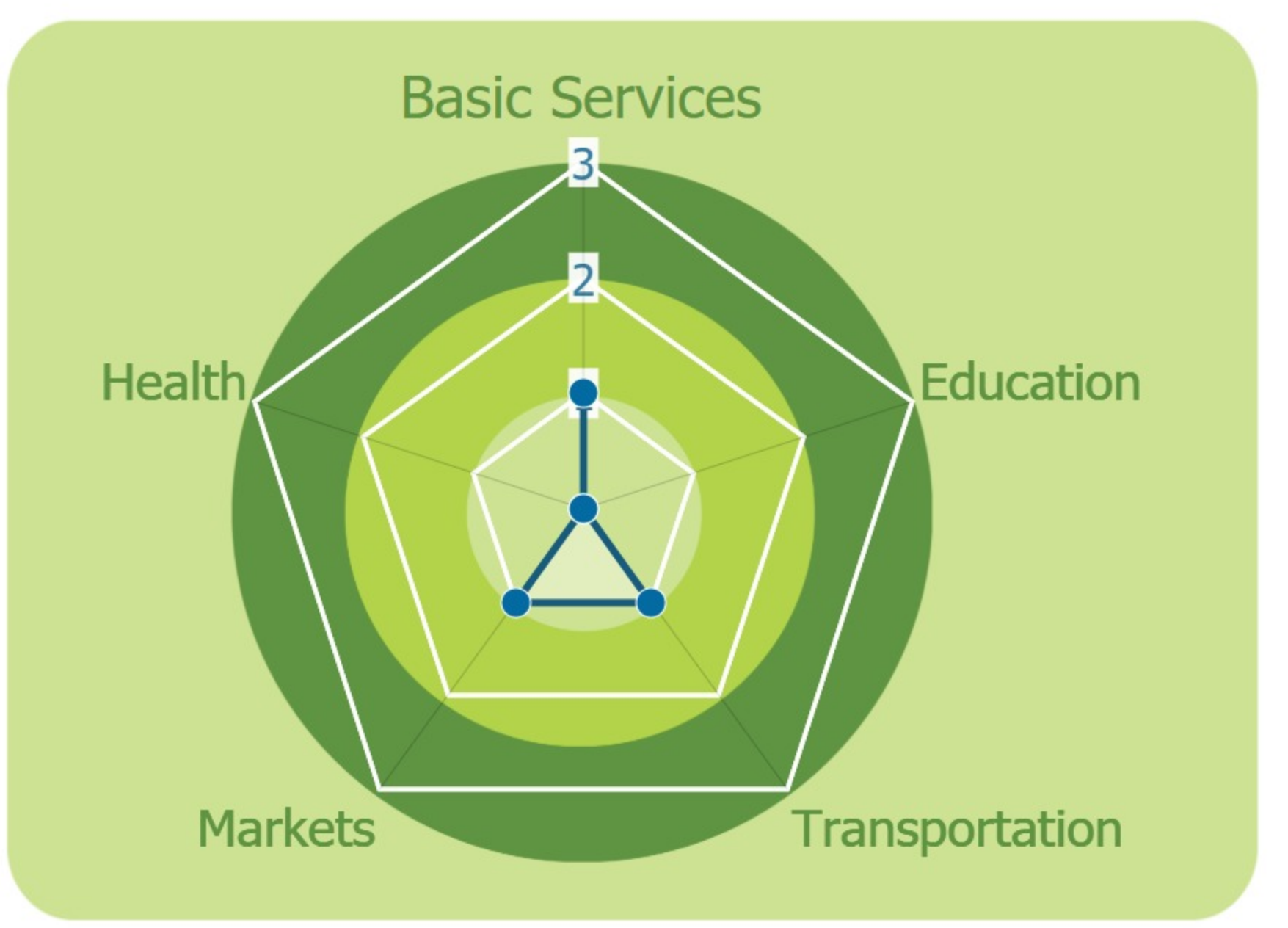
- Livestock
- Coffee
- Water spring

**Sources of Income:**

- Agriculture
- Subsistence agriculture
- Livestock
- Casual labor

**Education:**

- None



**HEALTH**

**Water-bourne:**  
 Allergies  
 Diarrhea  
 Eye  
 Skin

**Vector-bourne:**  
 Dengue  
 Encephalitis  
 Malaria

**CLIMATE CHANGE & DISASTERS**  
 Changes over the past 30 years

- No floods
- No droughts
- More than 1 per year  
Homes  
Infrastructure  
Income  
More frequent

**DRY SEASON**      **WET SEASON**

Slight Decrease      Slight Decrease  
 Slight Decrease      Slight Decrease

**IMPACTS:**  
 Health / Water / Agriculture / Livestock

People injured

**ENVIRONMENTAL ISSUES**

**Deforestation impacts**

- + Industrial develop (+)
- + Charcoal production (+)
- + More agricultural land (+)
- Loss of biodiversity (-)
- Landslides
- Erosion (-)
- Less food sources (-)

**Hydropower impacts**

- No positive impact
- Changing river flows (-)
- Water availability (-)

**Mining impacts**

- No mining activity

**VULNERABILITY INDEX**

**Hazard Intensity: 0.4**

**Sensitivity: 3.6**

**Ranking: 1.44**

**PRIORITIES & NEEDS**

1. Improve water quality
2. Build latrine (Sanitation)
3. Increase agricultural production (Irrigation)