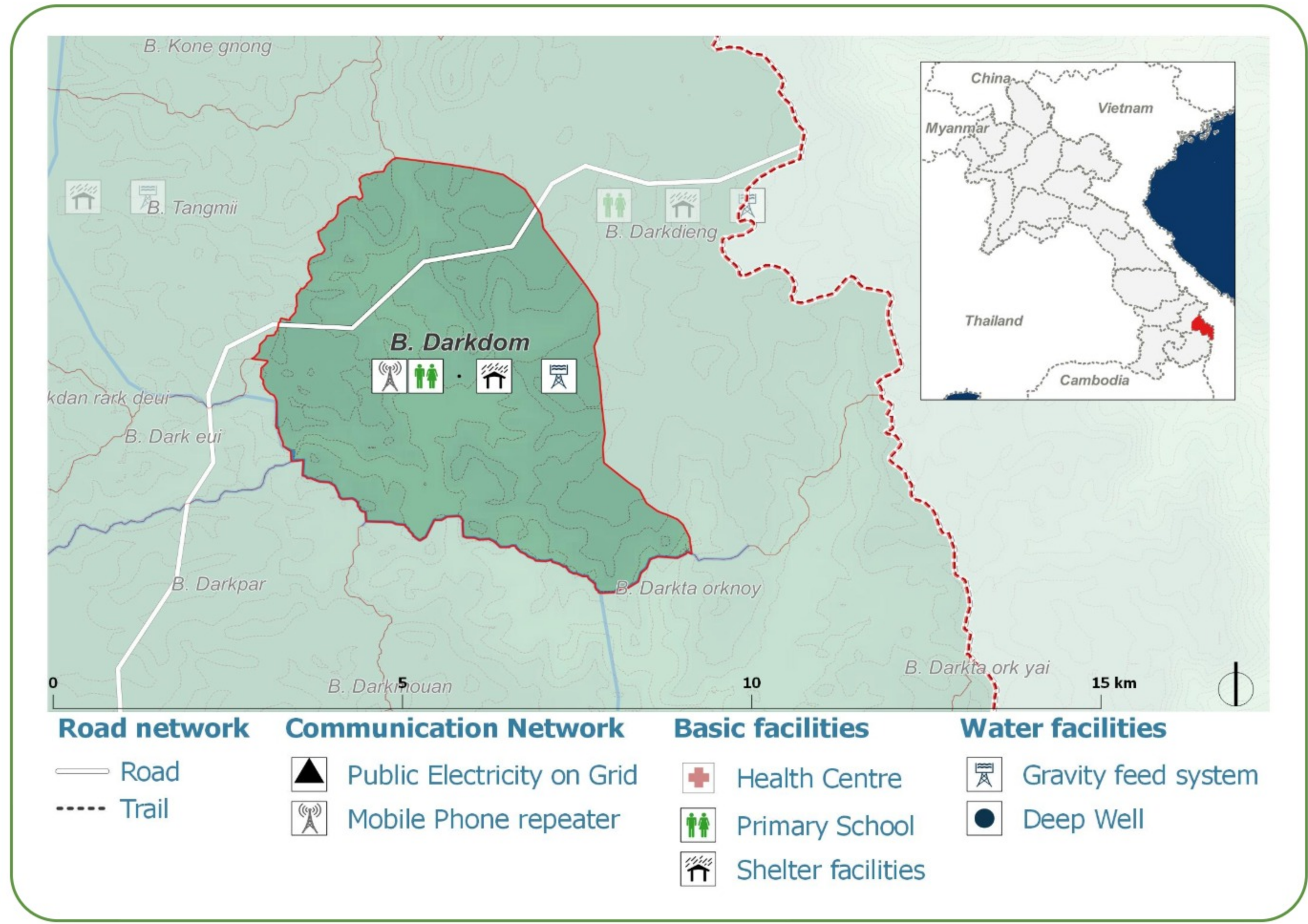
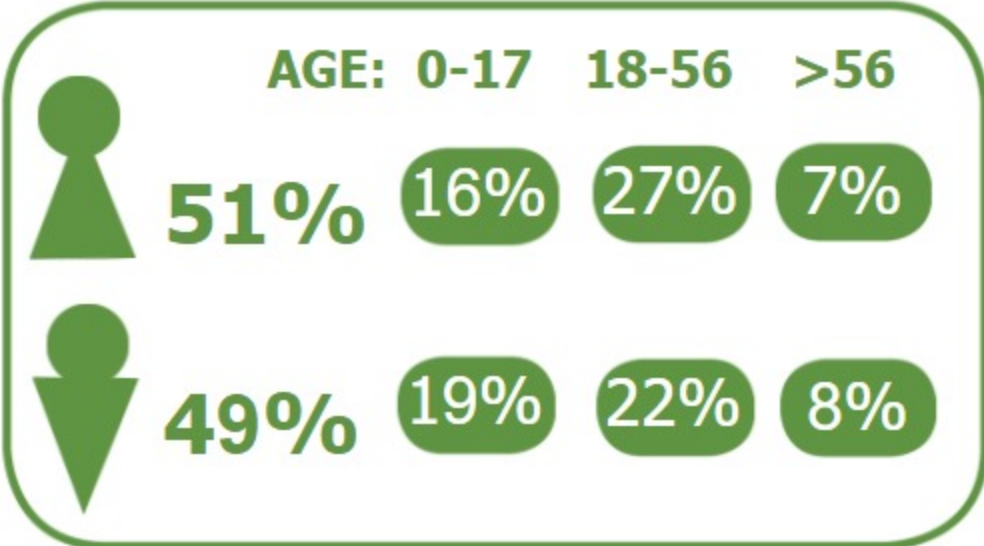


**DEMOGRAPHICS**

Population (2017): **296**  
Main ethnic group: **Tariang**  
Other ethnic group: **None**  
Religion: **Animism**



**Ecosystem & Services:**

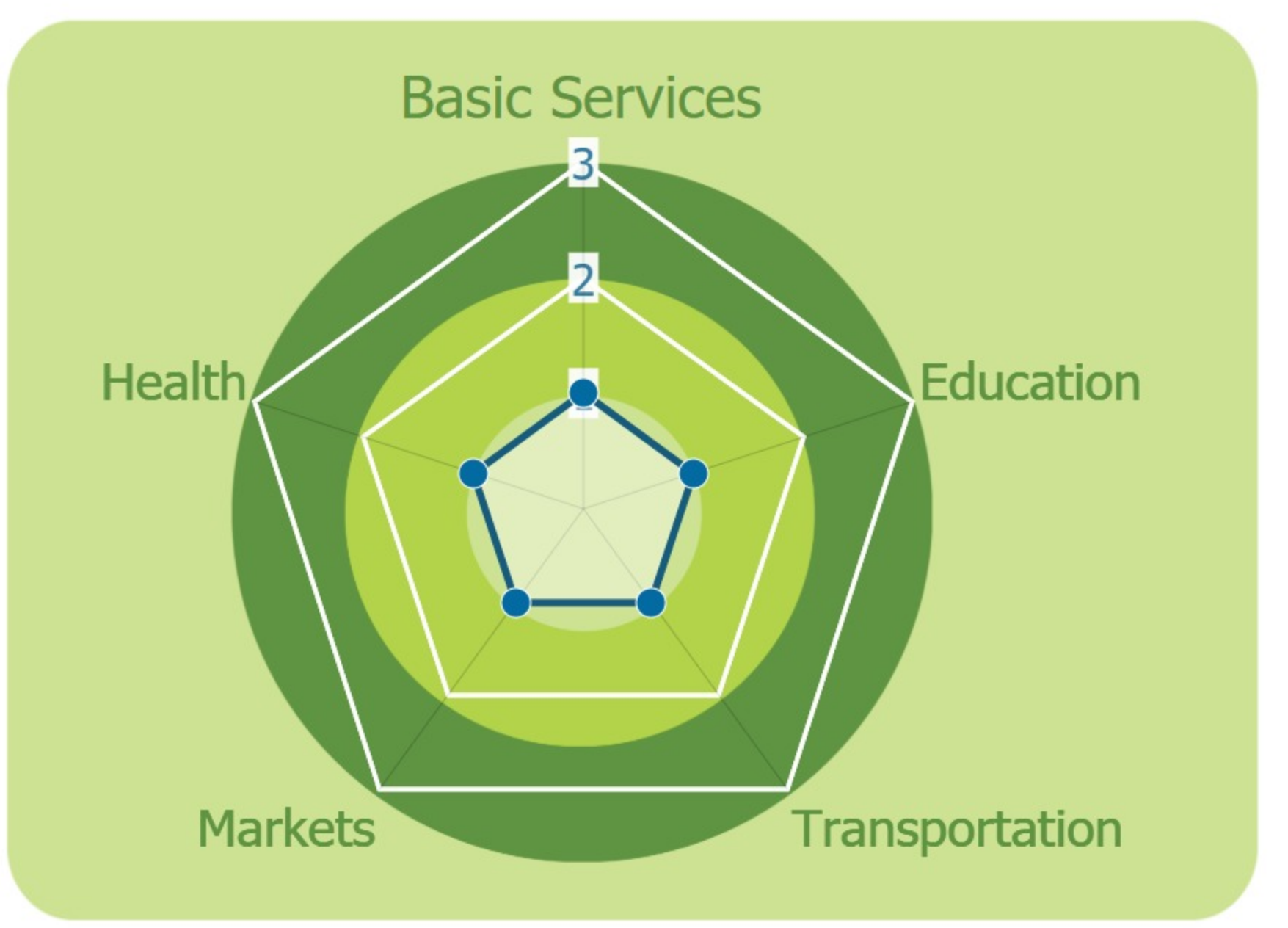
- Livestock
- Coffee
- Grass
- Vegetables
- Wood
- River
- Water spring

**Sources of Income:**

- Subsistence agriculture
- Casual labor

**Education:**

- Kindergarten
- Primary incomplete
- Primary



**HEALTH**

**Water-bourne:** Diarrhea, Eye, Skin  
**Vector-bourne:** Dengue

**CLIMATE CHANGE & DISASTERS**  
Changes over the past 30 years

More than 1 per year  
**Health**  
Not changing

More than 1 per year  
**Water**  
**Food**  
**Crops**  
Not changing

More than 1 per year  
**Homes**  
**Infrastructure**  
**Income**  
More frequent

	DRY SEASON	WET SEASON
Temperature	Slight Decrease	Slight increase
Precipitation	Slight Decrease	Slight Decrease

**IMPACTS:**  
Health / Water / Agriculture / Livestock

People injured Agriculture

**ENVIRONMENTAL ISSUES**

**Deforestation impacts**

+ Industrial develop (+)	- More flooding (-)
+ More agricultural land (+)	- Loss of biodiversity (-)
	- Erosion (-)
	- Less food sources (-)

**Hydropower impacts**

No hydropower dam

**Mining impacts**

No mining activity

**VULNERABILITY INDEX**

**Hazard Intensity: 1.73**

**Sensitivity: 3.43**

**Ranking: 5.95**

**PRIORITIES & NEEDS**

1. Improve water quality
2. Build latrine (Sanitation)

