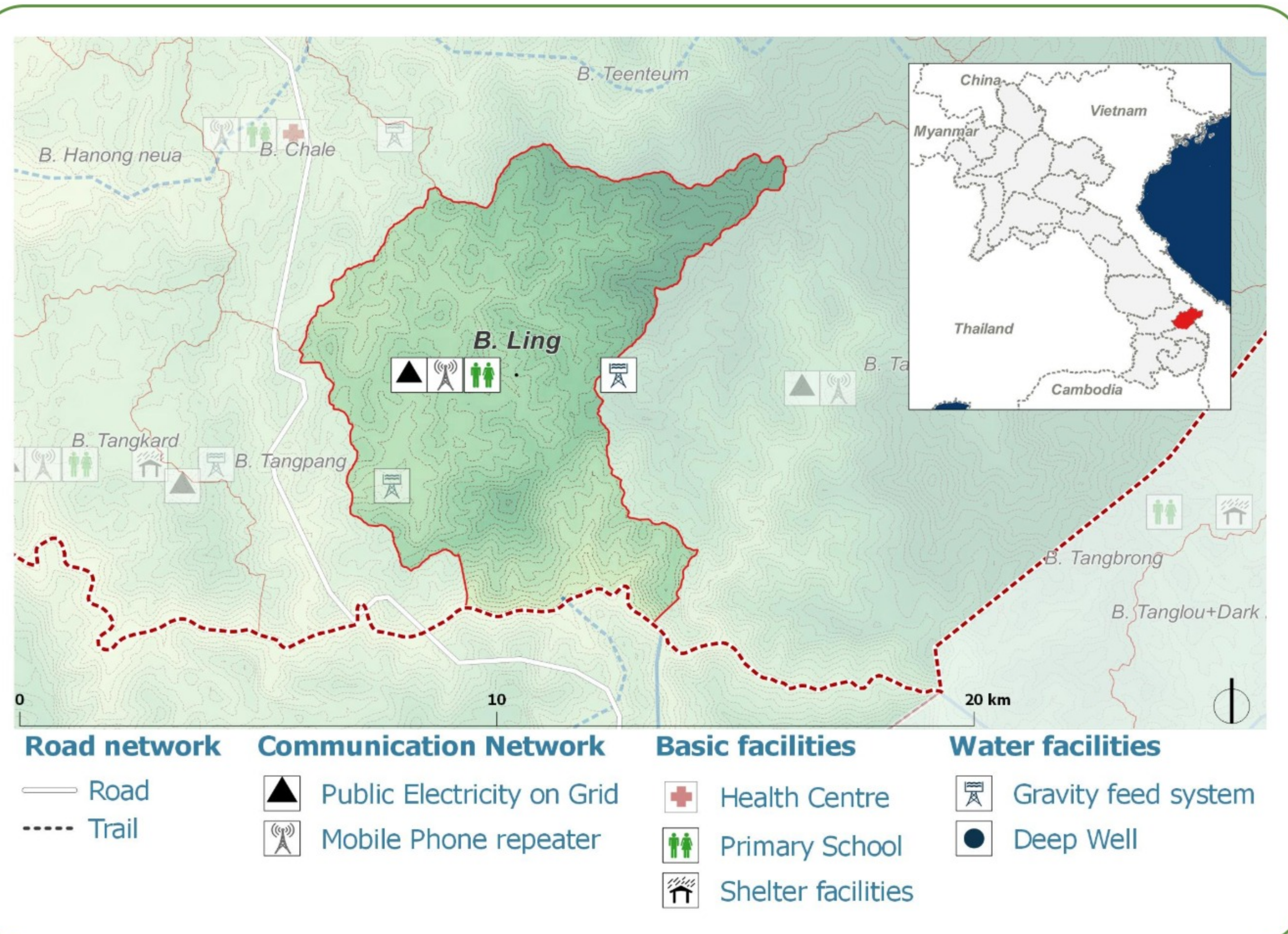
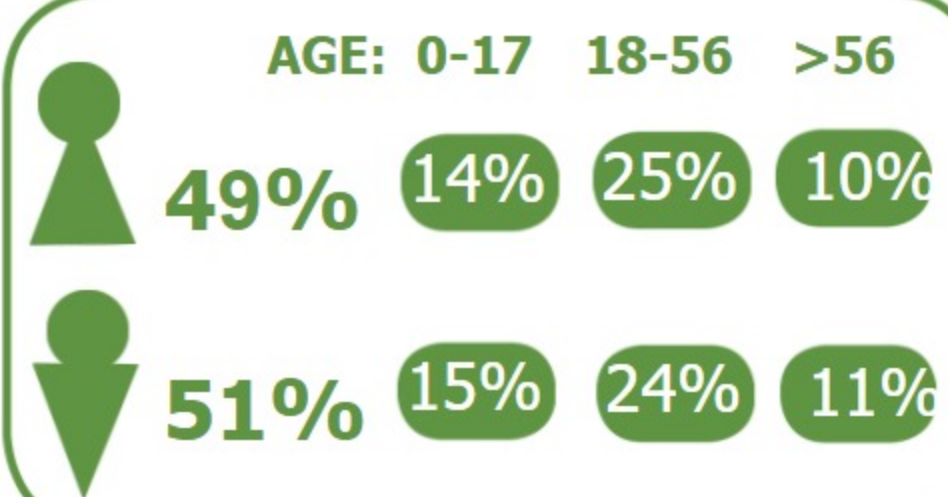


DEMOGRAPHICS

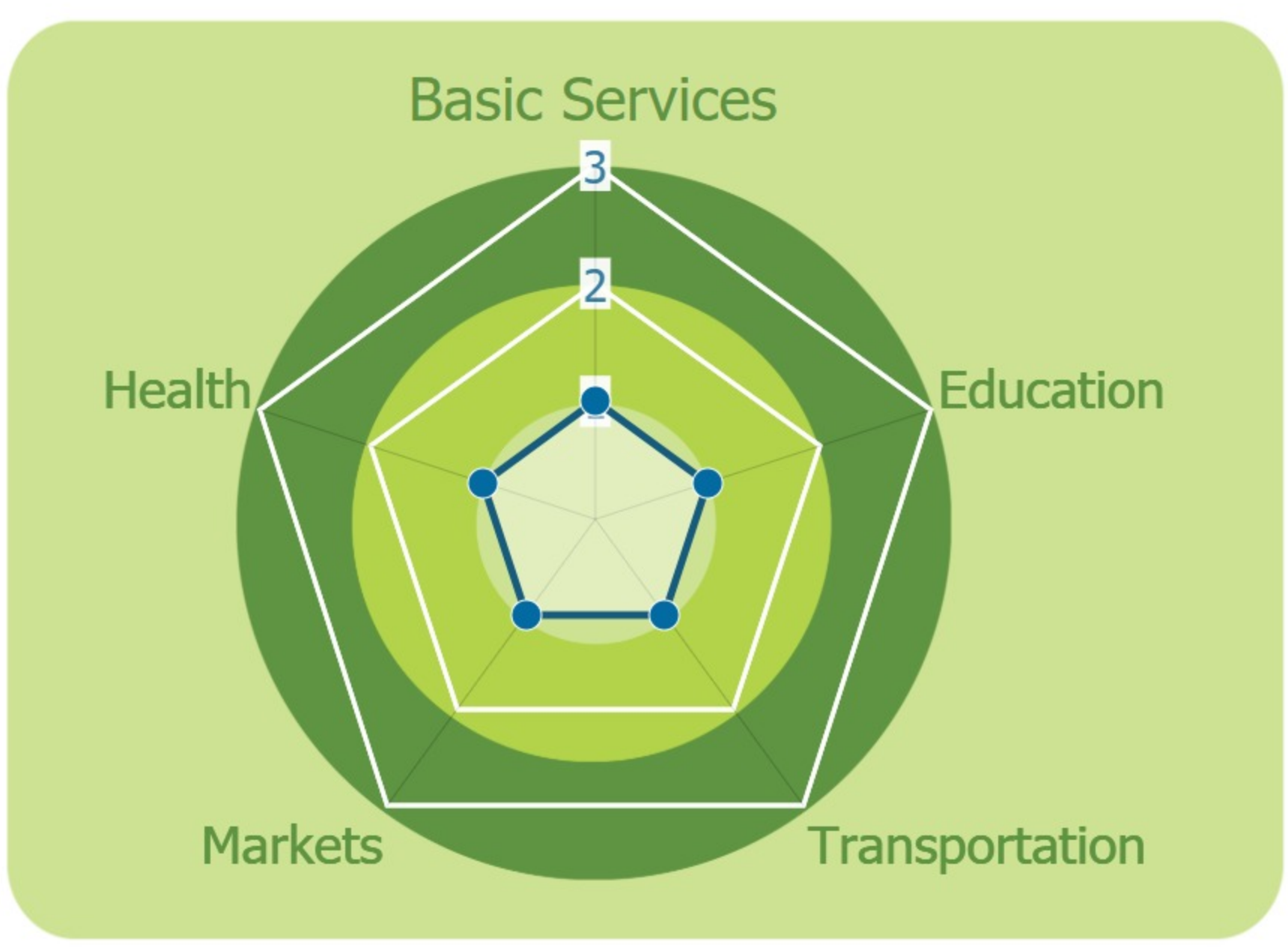
Population (2017):
350
Main ethnic group:
Cha Tong
Other ethnic group:
**Ngkriang (Ngè'),
Katu**
Religion:
Animism



Ecosystem & Services:
- None

Sources of Income:
- Subsistence agriculture

Education:
- Primary



HEALTH

Water-bourne:
**Allergies
Diarrhea
Eye
Skin**

Vector-bourne:
**Dengue
Encephalitis
Malaria**

CLIMATE CHANGE & DISASTERS

Changes over the past 30 years

1 every 3-5 years
livelihoods
Health
Less severe

1 every 3-5 years
Water
Food
Crops
Less severe

More than 1 per year
Homes
Infrastructure
Life
Income
More frequent

People injured

DRY SEASON
Slight increase
Slight Decrease

WET SEASON
No change
Slight Decrease

IMPACTS:
Health / Water / Agriculture / Livestock

ENVIRONMENTAL ISSUES

Deforestation impacts

+ Industrial develop (+)
+ More agricultural land (+)

- More flooding (-)
- Loss of biodiversity (-)
- Landslides
- Erosion (-)
- Less food sources (-)

Hydropower impacts

No hydropower dam

Mining impacts

No mining activity

VULNERABILITY INDEX

Hazard Intensity: 1.87

Sensitivity: 2.6

Ranking: 4.85

PRIORITIES & NEEDS

1. Construct water facility (gravity fed)
2. Build latrine (Sanitation)