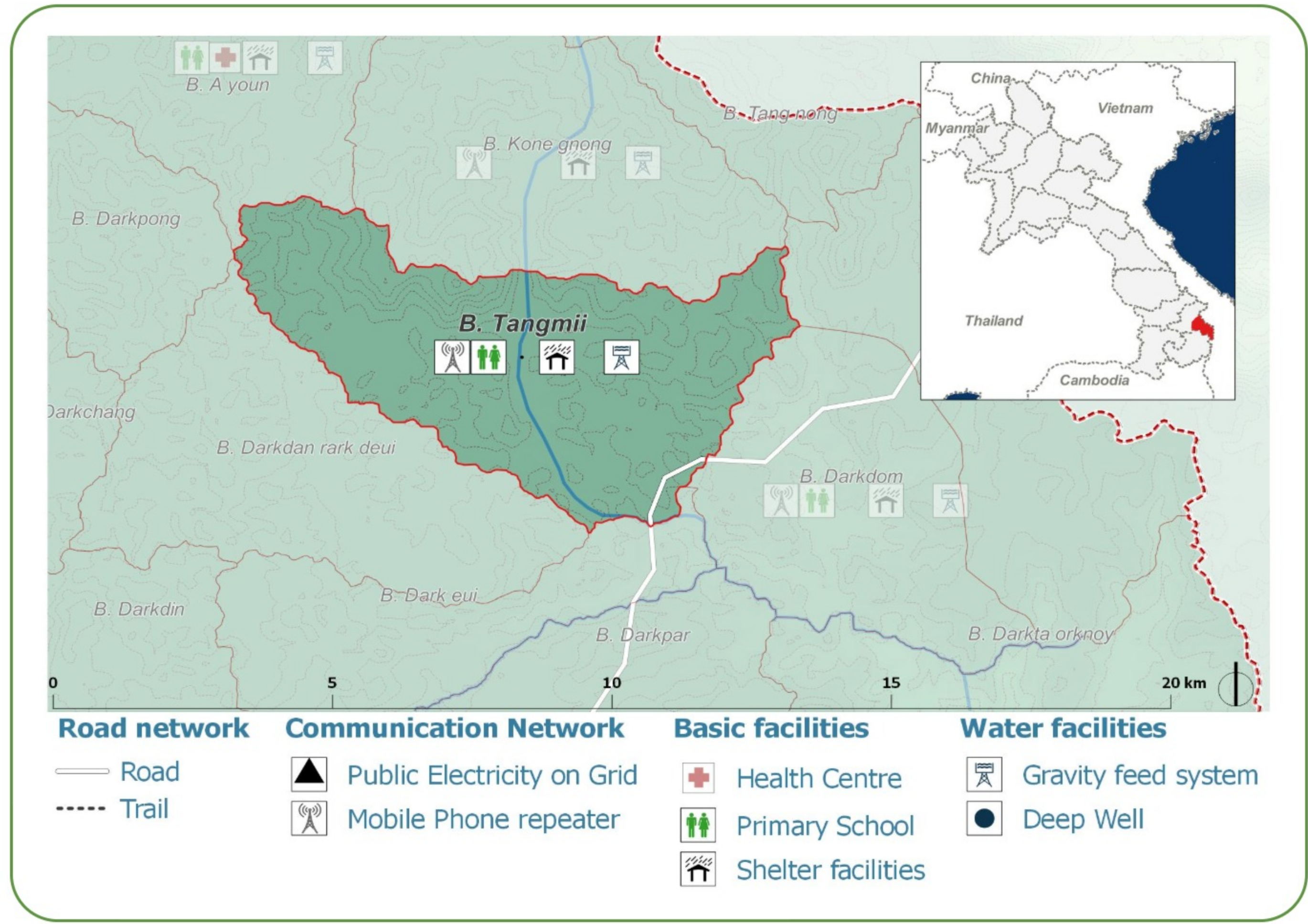
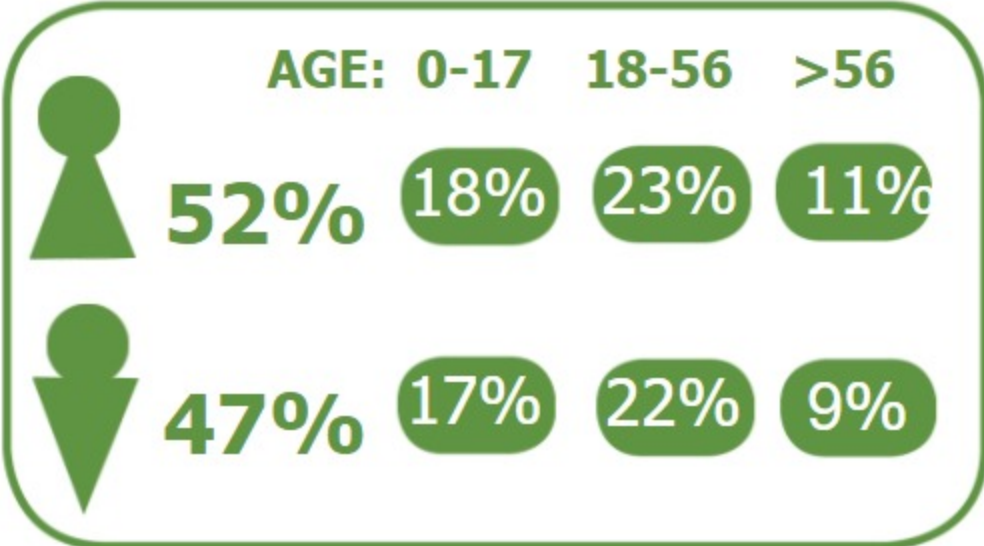


**DEMOGRAPHICS**

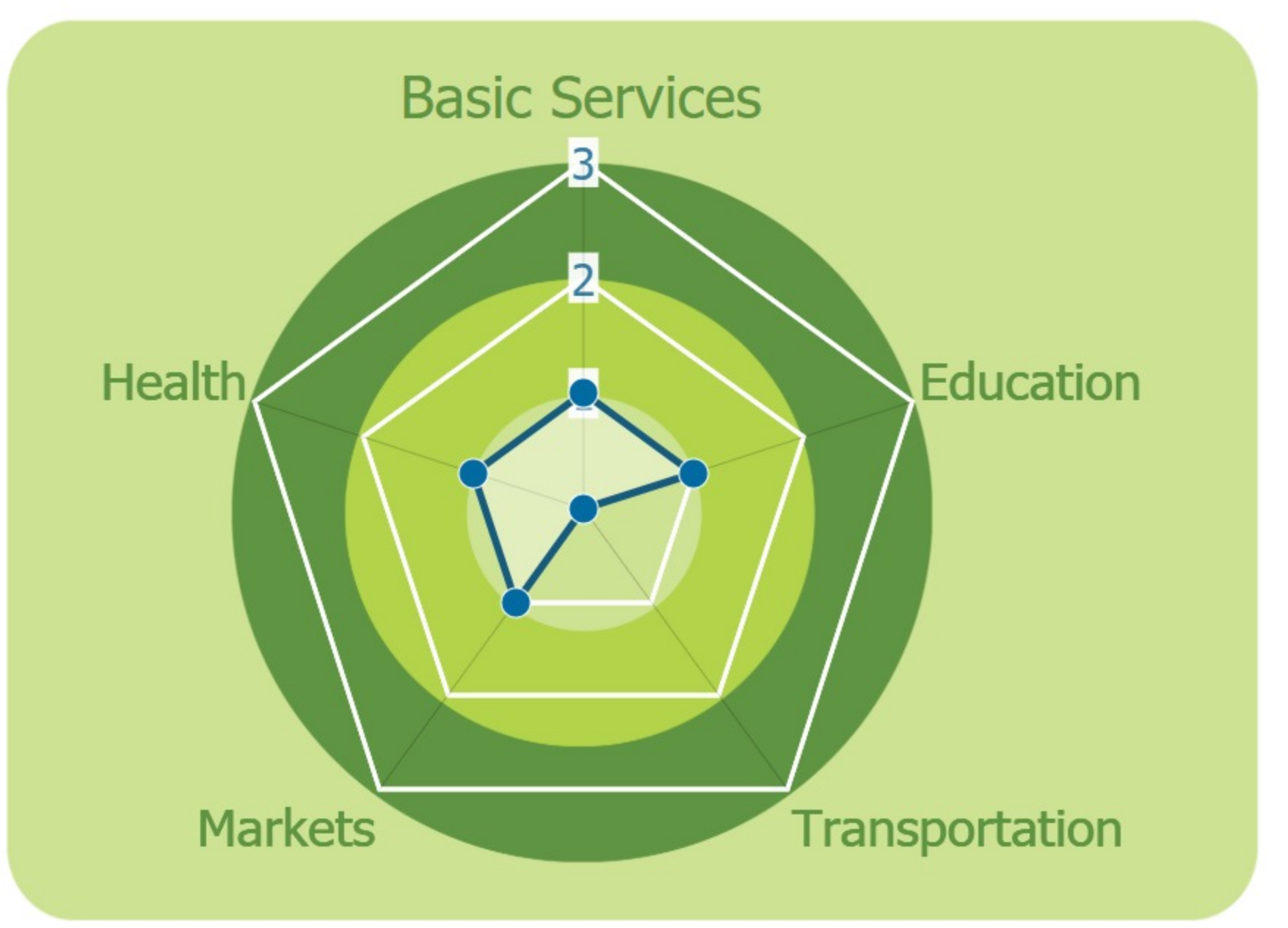
Population (2017): **272**  
Main ethnic group: **Katu**  
Other ethnic group: **None**  
Religion: **Animism**



**Ecosystem & Services:**  
- **None**

**Sources of Income:**  
- **Subsistence agriculture**

**Education:**  
- **Primary**



**HEALTH**

**Water-bourne:**  
Allergies  
Diarrhea  
Eye  
Skin

**Vector-bourne:**  
Dengue  
Encephalitis  
Malaria

**CLIMATE CHANGE & DISASTERS**

Changes over the past 30 years

**1 every 3-5 years**  
livelihoods  
Health  
Less severe

**1 every 3-5 years**  
Water  
Food  
Crops  
Less severe

**More than 1 per year**  
Homes  
Infrastructure  
Income  
More frequent

**People injured**

**DRY SEASON**

Slight increase  
Slight Decrease

**WET SEASON**

No change  
Slight increase

**IMPACTS:**  
Health / Water / Agriculture / Livestock

**ENVIRONMENTAL ISSUES**

**Deforestation impacts**

- + Industrial develop (+)
- + More agricultural land (+)
- More flooding (-)
- Erosion (-)
- Less food sources (-)

**Hydropower impacts**

No hydropower dam

**Mining impacts**

No mining activity

**VULNERABILITY INDEX**

**Hazard Intensity: 0.83**

**Sensitivity: 3.13**

**Ranking: 2.61**

**PRIORITIES & NEEDS**

1. Construct water facility (gravity fed)
2. Improve water quality
3. Build latrine (Sanitation)