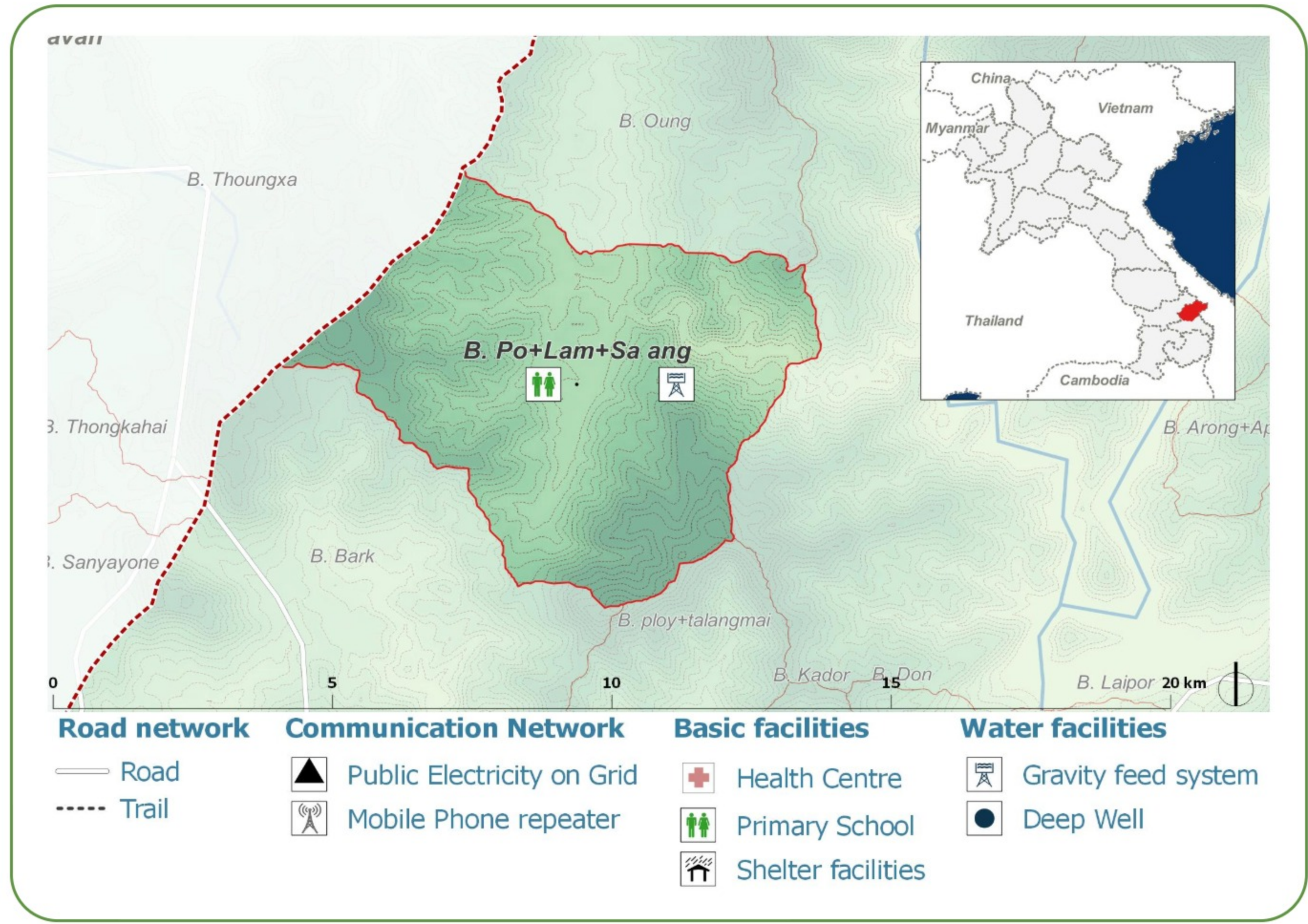
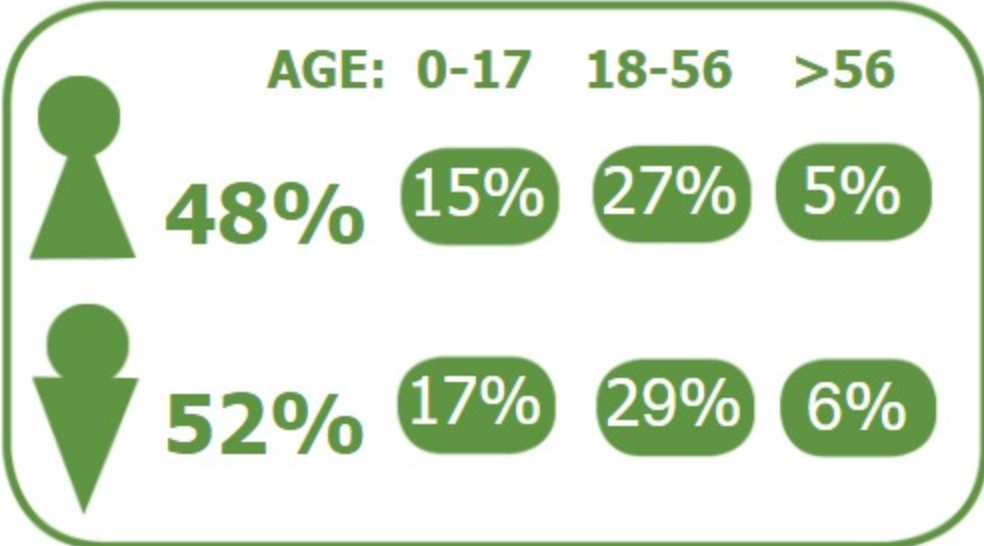


DEMOGRAPHICS


Population (2017): **352**
Main ethnic group: **Oy**
Other ethnic group: **Katu, Ngkriang (Ngè')**
Religion: **Animism**



Ecosystem & Services:
- **None**

Sources of Income:
- **Subsistence agriculture**

Education:
- **Primary**



HEALTH

Water-bourne:
Allergies
Diarrhea
Eye
Skin

Vector-bourne:
Dengue
Encephalitis

CLIMATE CHANGE & DISASTERS

Changes over the past 30 years

More than 1 per year
Houses
livelihoods
Health
Less severe

1 every 3-5 years
Water
Food
Crops
Not changing

More than 1 per year
Infrastructure
Income
More frequent

DRY SEASON **WET SEASON**

🌡️ **Significant Increase** **Slight increase**

☁️ **Slight Decrease** **Slight increase**

IMPACTS:
Health / Water / Agriculture / Livestock

House
Infrastructure
People injured

ENVIRONMENTAL ISSUES

Deforestation impacts

+ Industrial develop (+)	- More flooding (-)
+ More agricultural land (+)	- Loss of biodiversity (-)
	- Landslides
	- Erosion (-)
	- Less food sources (-)

Hydropower impacts

No hydropower dam

Mining impacts

No mining activity

VULNERABILITY INDEX

Hazard Intensity: 1.53

Sensitivity: 4

Ranking: 6.13

PRIORITIES & NEEDS

1. Construct water facility (gravity fed)
2. Build latrine (Sanitation)
3. Vaccinate animals/livestock