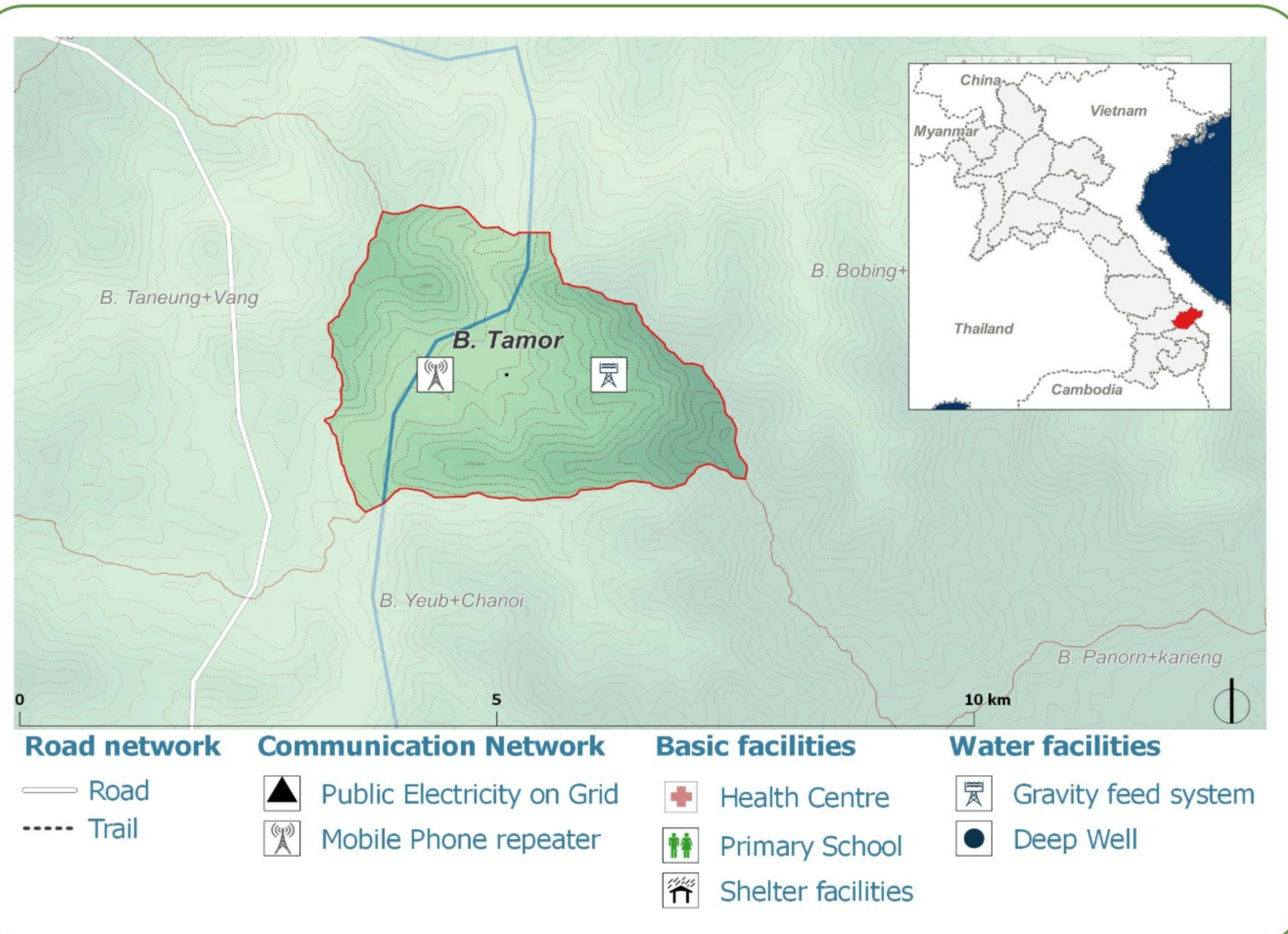
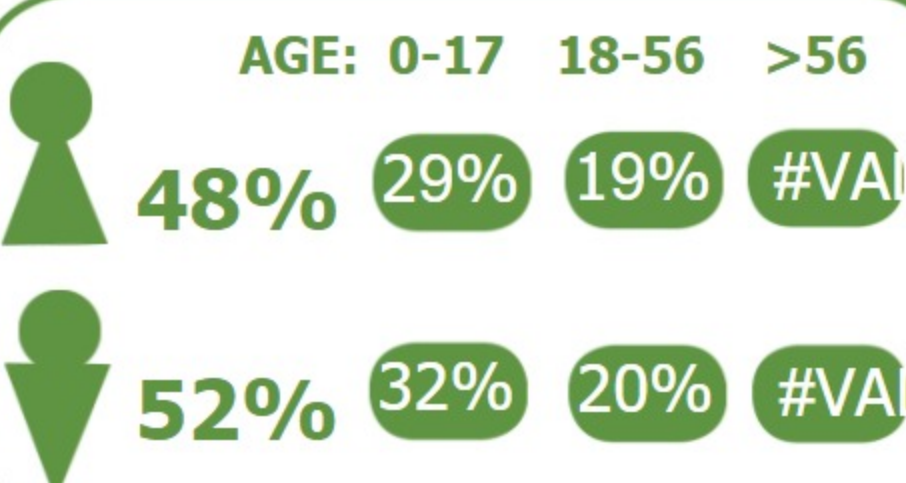


DEMOGRAPHICS

Population (2017):
296
Main ethnic group:
Katu
Other ethnic group:
None
Religion:
Animism



Ecosystem & Services:


- Maize
- Livestock
- Sugar cane
- Stream
- Water spring

Sources of Income:

- Livestock
- Casual labor

Education:

- Kindergarten
- Primary incomplete



HEALTH

- | | |
|----------------------|-----------------------|
| Water-bourne: | Vector-bourne: |
| Allergies | Dengue |
| Diarrhea | Encephalitis |
| Eye | Malaria |
| Skin | |

CLIMATE CHANGE & DISASTERS

Changes over the past 30 years

No floods

No droughts

**1 every 3-5 years
Homes
Income
More frequent**

No Landslides

DRY SEASON	WET SEASON
Some increase	Significant Increase
No change	Significant Increase

IMPACTS:
Health / Water / Agriculture / Livestock

ENVIRONMENTAL ISSUES

Deforestation impacts

No positive impact

- Loss of biodiversity (-)
- Erosion (-)
- Less food sources (-)

Hydropower impacts

No hydropower dam

Mining impacts

No mining activity

VULNERABILITY INDEX

Hazard Intensity: 1.3
Sensitivity: 3.93
Ranking: 5.11

PRIORITIES & NEEDS

1. Build latrine (Sanitation)
2. Vaccinate animals/livestock
3. Training; management and maintenance (Sanitation)

