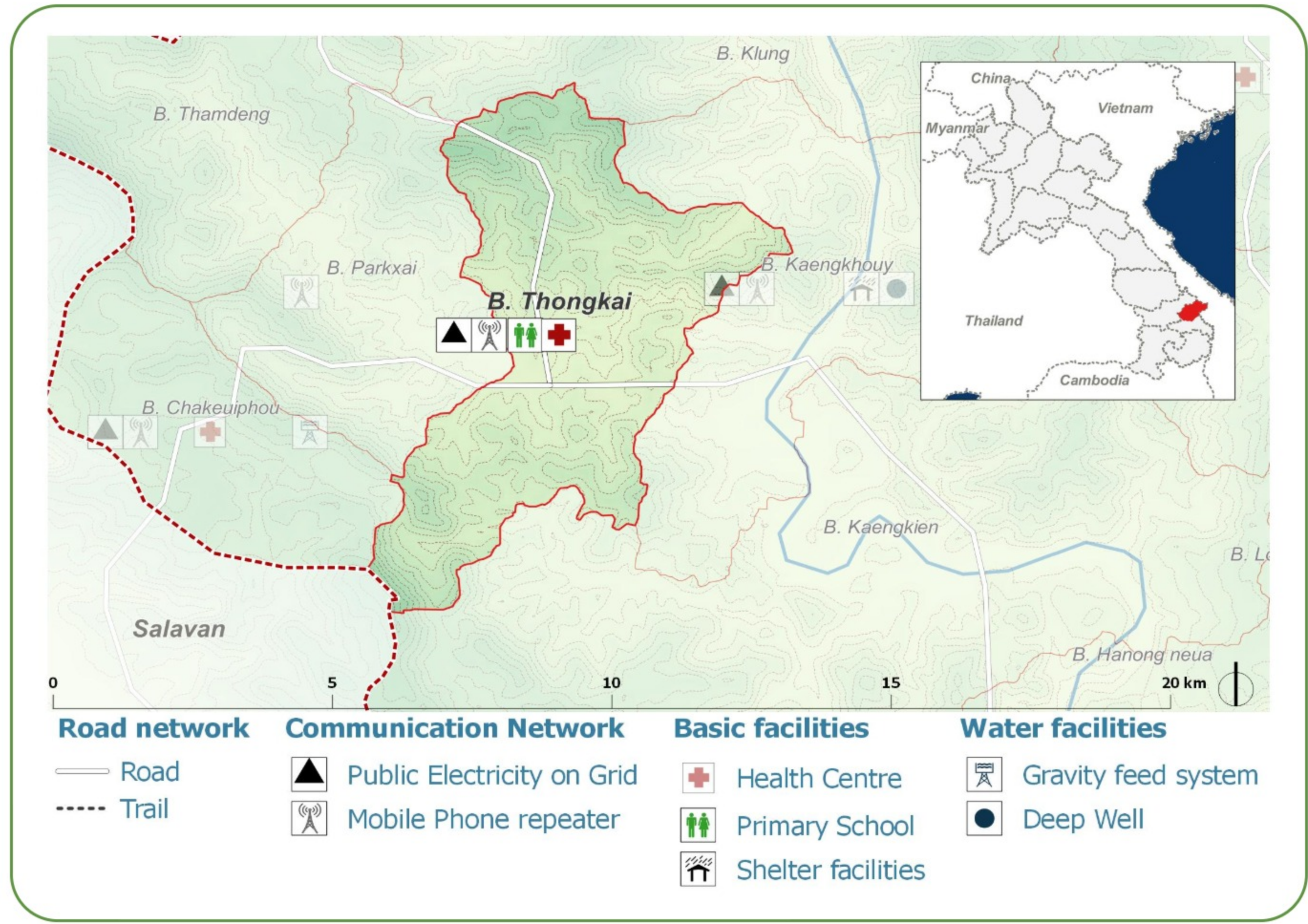



DEMOGRAPHICS

Population (2017): **1879**
Main ethnic group: **Ngkriang (Ngè')**
Other ethnic group: **Katu, Oy**
Religion: **Animism**



Ecosystem & Services:

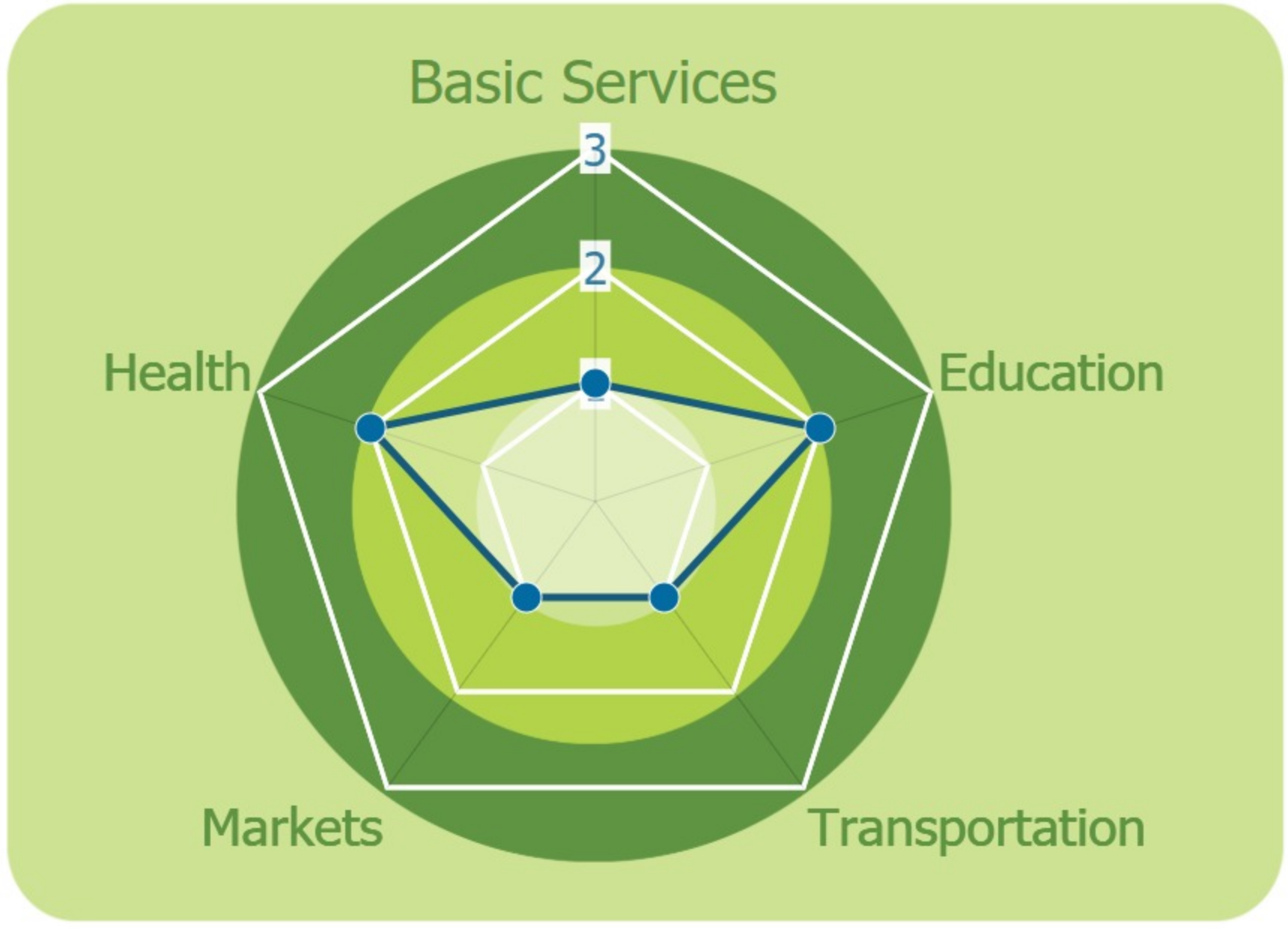
- Stream
- Water spring

Sources of Income:

- Agriculture
- Subsistence agriculture
- Livestock

Education:

- Kindergarten
- Primary incomplete
- Primary
- High school



HEALTH

Water-bourne:
Allergies
Diarrhea
Eye
Skin

Vector-bourne:
Dengue
Encephalitis
Malaria

CLIMATE CHANGE & DISASTERS

Changes over the past 30 years

1 every 10 years
Houses
livelihoods
Health
Less severe

1 every 10 years
Water
Food
Crops
More severe

More than 1 per year
Homes
Infrastructure
Life
Income
More frequent

People injured

DRY SEASON	WET SEASON
Significant Increase	Slight increase
Slight Decrease	Slight Decrease

IMPACTS:
Health / Water / Agriculture / Livestock

ENVIRONMENTAL ISSUES

Deforestation impacts

+ Industrial develop (+)	- Erosion (-)
+ More agricultural land (+)	- Less food sources (-)

Hydropower impacts

No hydropower dam

Mining impacts

No mining activity

VULNERABILITY INDEX

Hazard Intensity: 1.57

Sensitivity: 2.67

Ranking: 4.18

PRIORITIES & NEEDS

1. Build latrine (Sanitation)
2. Construct water facility (gravity fed)
3. Improve water quality