

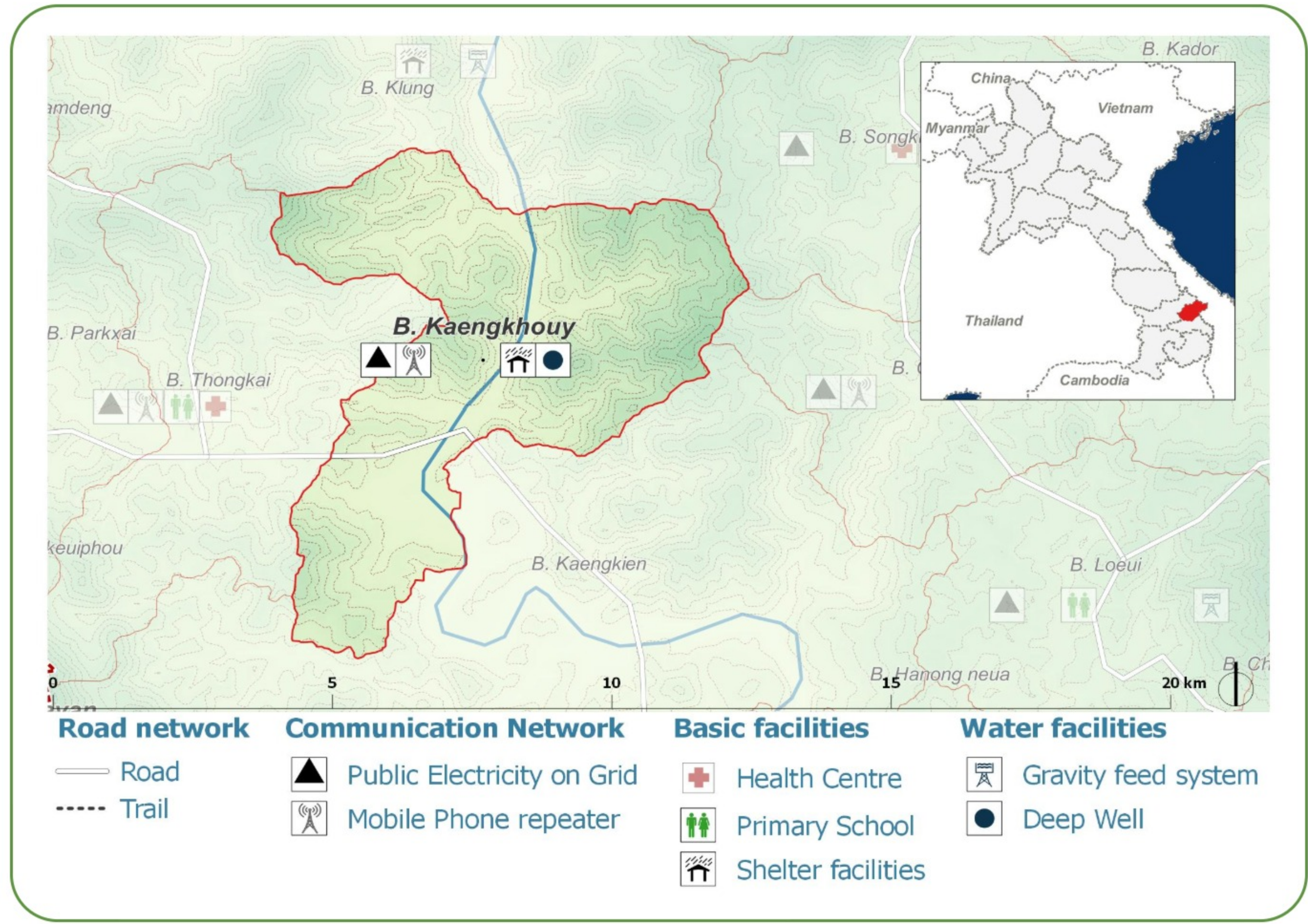

DEMOGRAPHICS

Population (2017):
1344

Main ethnic group:
Ngkriang (Ngè')

Other ethnic group:
Katu, Cha Tong

Religion:
Animism



Ecosystem & Services:

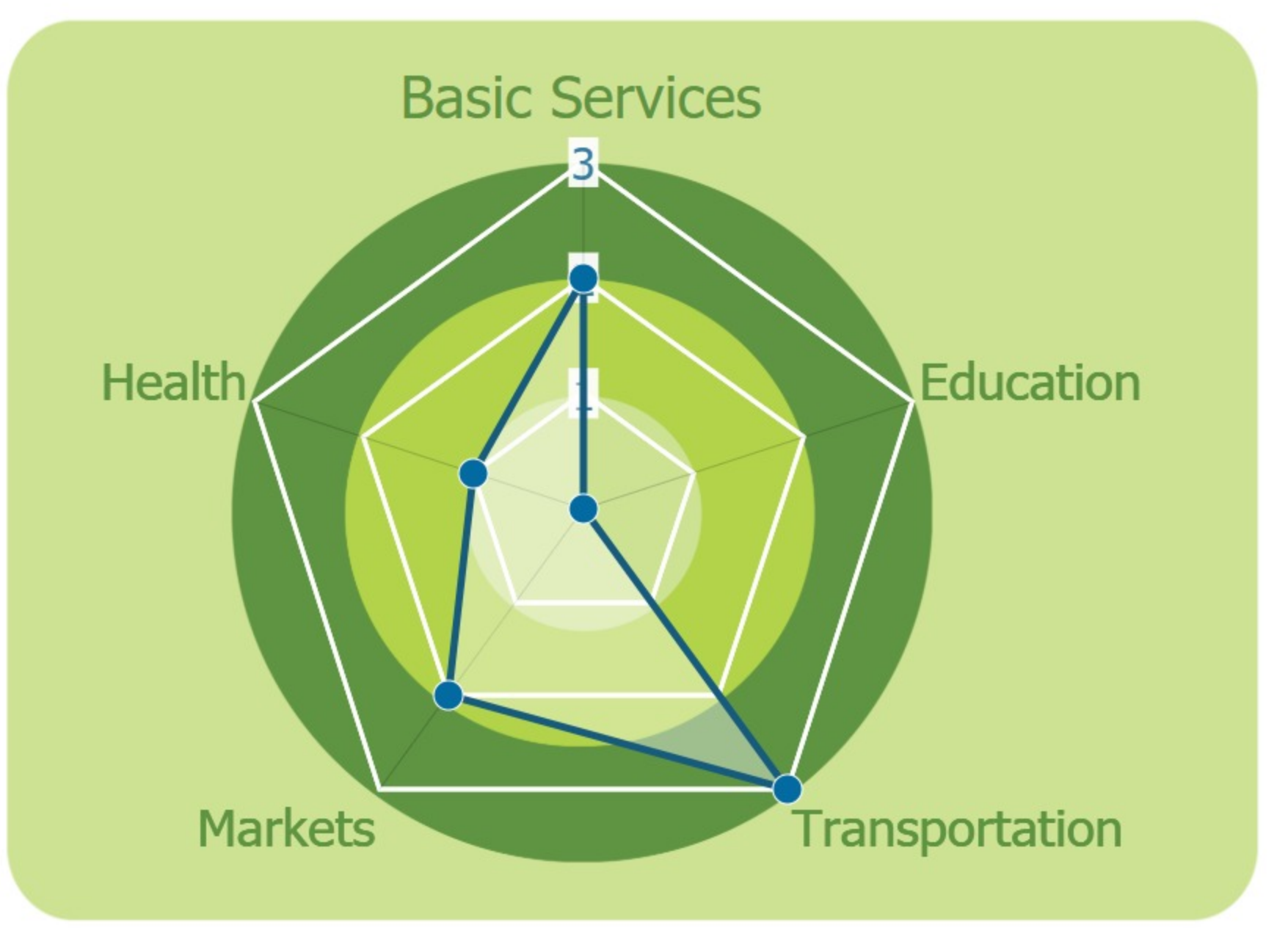
- Stream

Sources of Income:

- Subsistence agriculture
- Livestock
- Trade
- Casual labor

Education:

- None



HEALTH

Water-bourne:
Allergies
Diarrhea
Eye
Skin

Vector-bourne:
Dengue
Encephalitis
Malaria

CLIMATE CHANGE & DISASTERS

Changes over the past 30 years

1 every 10 years
Houses
livelihoods
Health
Less severe

1 every 10 years
Water
Food
Crops
Less severe

More than 1 per year
Homes
Infrastructure
Income
More frequent

Water suply
People injured

	DRY SEASON	WET SEASON
Temperature	Significant Increase	Slight increase
Precipitation	Slight Decrease	Slight Decrease

IMPACTS:
Health / Water / Agriculture / Livestock

ENVIRONMENTAL ISSUES

Deforestation impacts

+ Industrial develop (+)	- More flooding (-)
+ More agricultural land (+)	- Loss of biodiversity (-)
	- Landslides
	- Erosion (-)
	- Less food sources (-)

Hydropower impacts

No hydropower dam

Mining impacts

No mining activity

VULNERABILITY INDEX

Hazard Intensity: 1.57

Sensitivity: 2.67

Ranking: 4.18

PRIORITIES & NEEDS

1. Build latrine (Sanitation)
2. Vaccinate animals/livestock