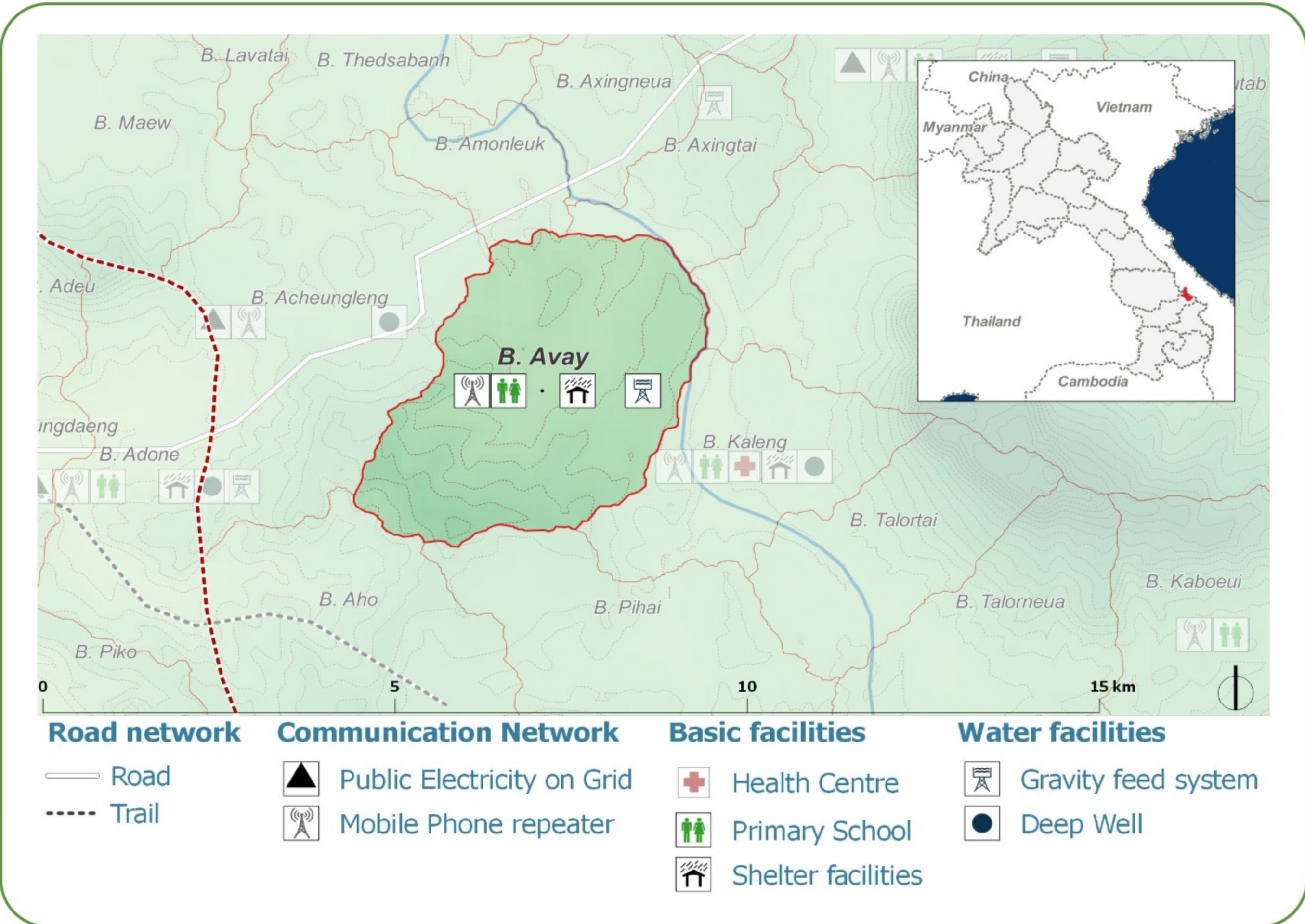
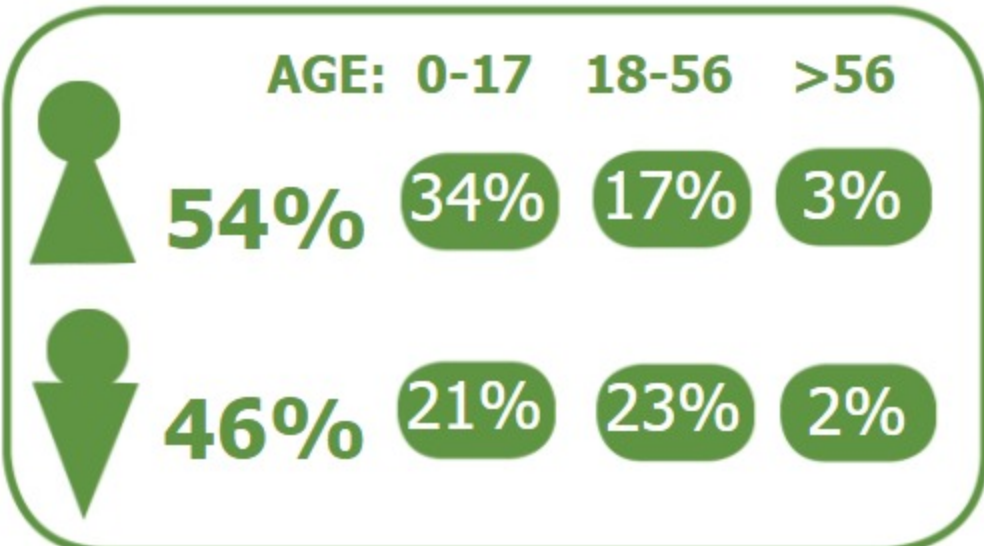


DEMOGRAPHICS

Population (2017): **297**
 Main ethnic group: **Bakoe**
 Other ethnic group: **None**
 Religion: **Animism**



Ecosystem & Services:


- Rice
- Maize
- Livestock
- Sugar cane
- Vegetables
- Wood
- River

Sources of Income:

- Agriculture
- Subsistence agriculture
- Livestock

Education:

- Primary



HEALTH

Water-bourne:
 Allergies
 Diarrhea
 Eye
 Skin
 Scrub typhus

Vector-bourne:
 Dengue
 Encephalitis
 Malaria

CLIMATE CHANGE & DISASTERS

Changes over the past 30 years

- 1 every 10 years**
Houses
livelihoods
Health
Less severe
- 1 every 10 years**
Food
Crops
Less severe
- More than 1 per year**
Homes
Infrastructure
Income
Not changing

No Landslides

	DRY SEASON	WET SEASON
Temperature	Some increase	Some increase
Precipitation	Slight Decrease	Slight Decrease

IMPACTS:
 Health / Agriculture / Livestock

ENVIRONMENTAL ISSUES

- Deforestation impacts**
 No deforestation activity
- Hydropower impacts**
 No hydropower dam
- Mining impacts**
 No mining activity

VULNERABILITY INDEX

Hazard Intensity: 1.4
Sensitivity: 4
Ranking: 5.6

PRIORITIES & NEEDS

1. Construct pipe distribution system
2. Improve pipe distribution system
3. Construct road