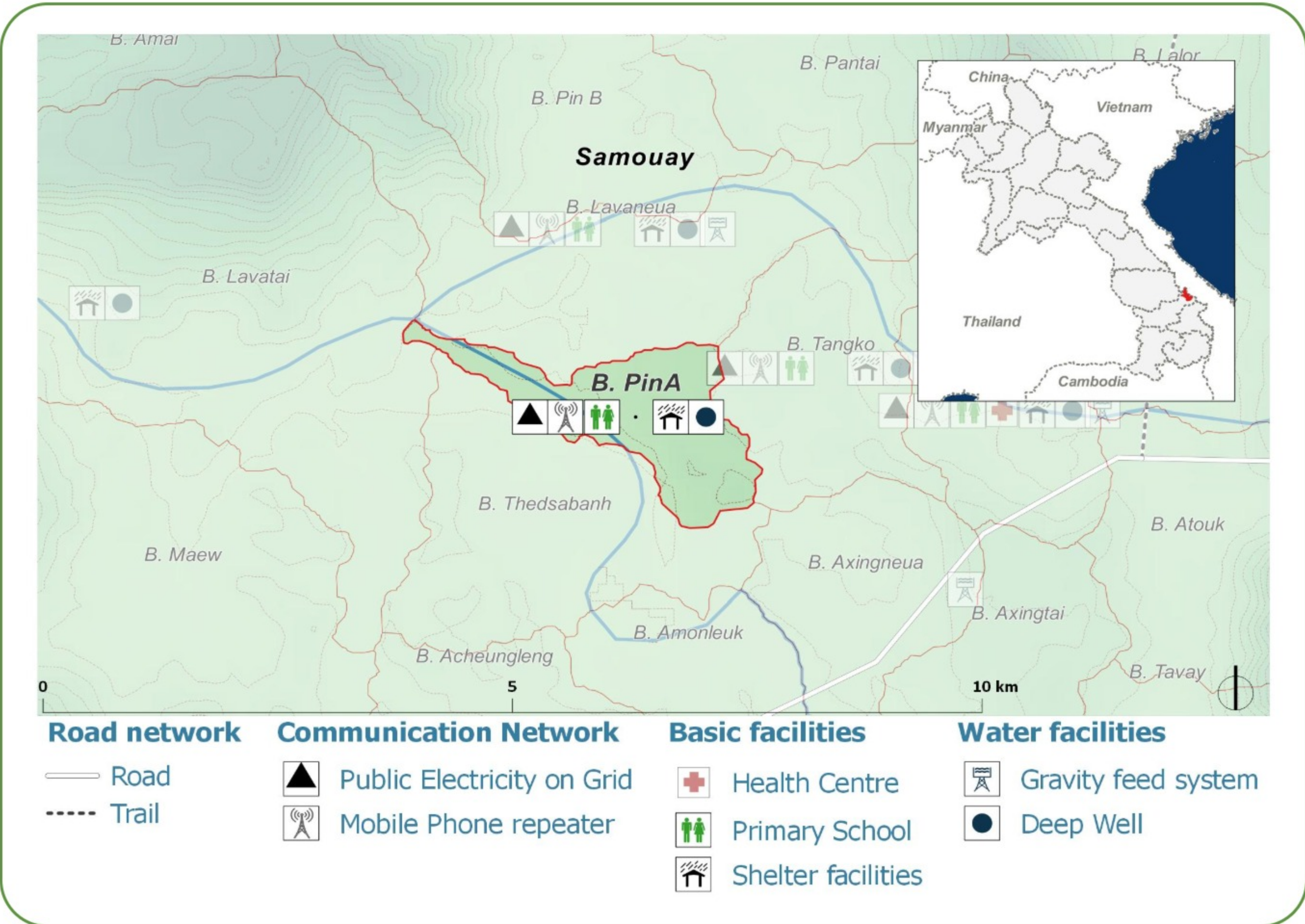
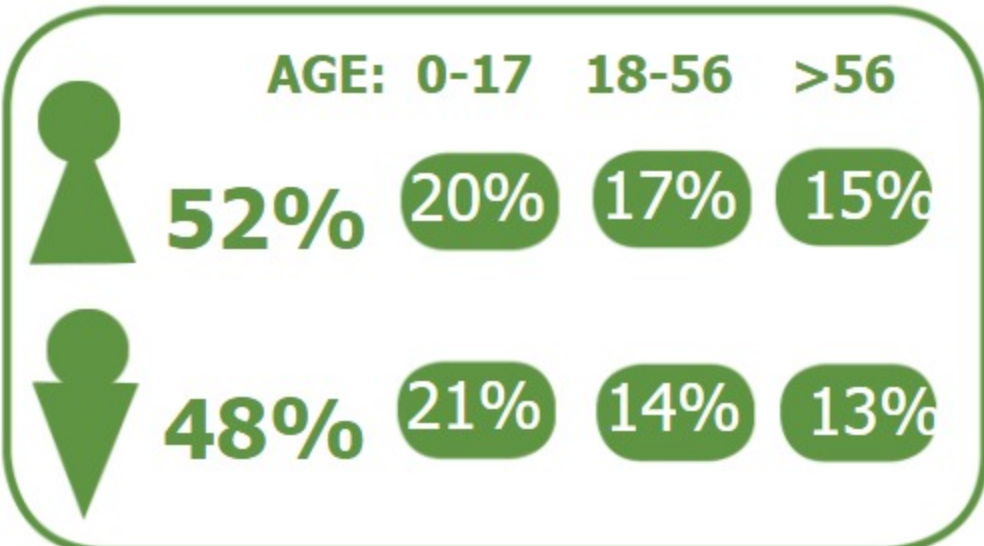


### DEMOGRAPHICS

Population (2017): **296**  
 Main ethnic group: **Bakoe**  
 Other ethnic group: **None**  
 Religion: **Animism**



### Ecosystem & Services:


- Rice
- Maize
- Sugar cane
- Coffee
- Vegetables
- Wood
- River

### Sources of Income:

- Subsistence agriculture
- Livestock
- Casual labor

### Education:

- Primary



### HEALTH

**Water-bourne:**  
 Diarrhea  
 Eye  
 Skin

**Vector-bourne:**  
 Dengue  
 Encephalitis  
 Malaria

## CLIMATE CHANGE & DISASTERS

Changes over the past 30 years

<p><b>1 every 10 years</b>                  Houses                  livelihoods                  Health                  Less severe</p>	<p><b>1 every 10 years</b>                  Water                  Food                  Crops                  Less severe</p>	<p><b>1 per year</b>                  Homes                  Infrastructure                  Life                  Income                  Not changing</p>
--	---	---

**AGRICULTURE**

SEASON	IMPACTS:
<b>DRY SEASON</b>	Some increase
<b>WET SEASON</b>	Some decrease
	Some decrease
	Significant decrease

**IMPACTS:**  
 Health / Water / Agriculture / Livestock

## ENVIRONMENTAL ISSUES

- Deforestation impacts**  
 No deforestation activity
- Hydropower impacts**  
 No hydropower dam
- Mining impacts**  
 No mining activity

## VULNERABILITY INDEX

**Hazard Intensity:** 1.43  
**Sensitivity:** 3.6  
**Ranking:** 5.16

## PRIORITIES & NEEDS

1. Increase agricultural production
2. Training and awareness raising (Food source)