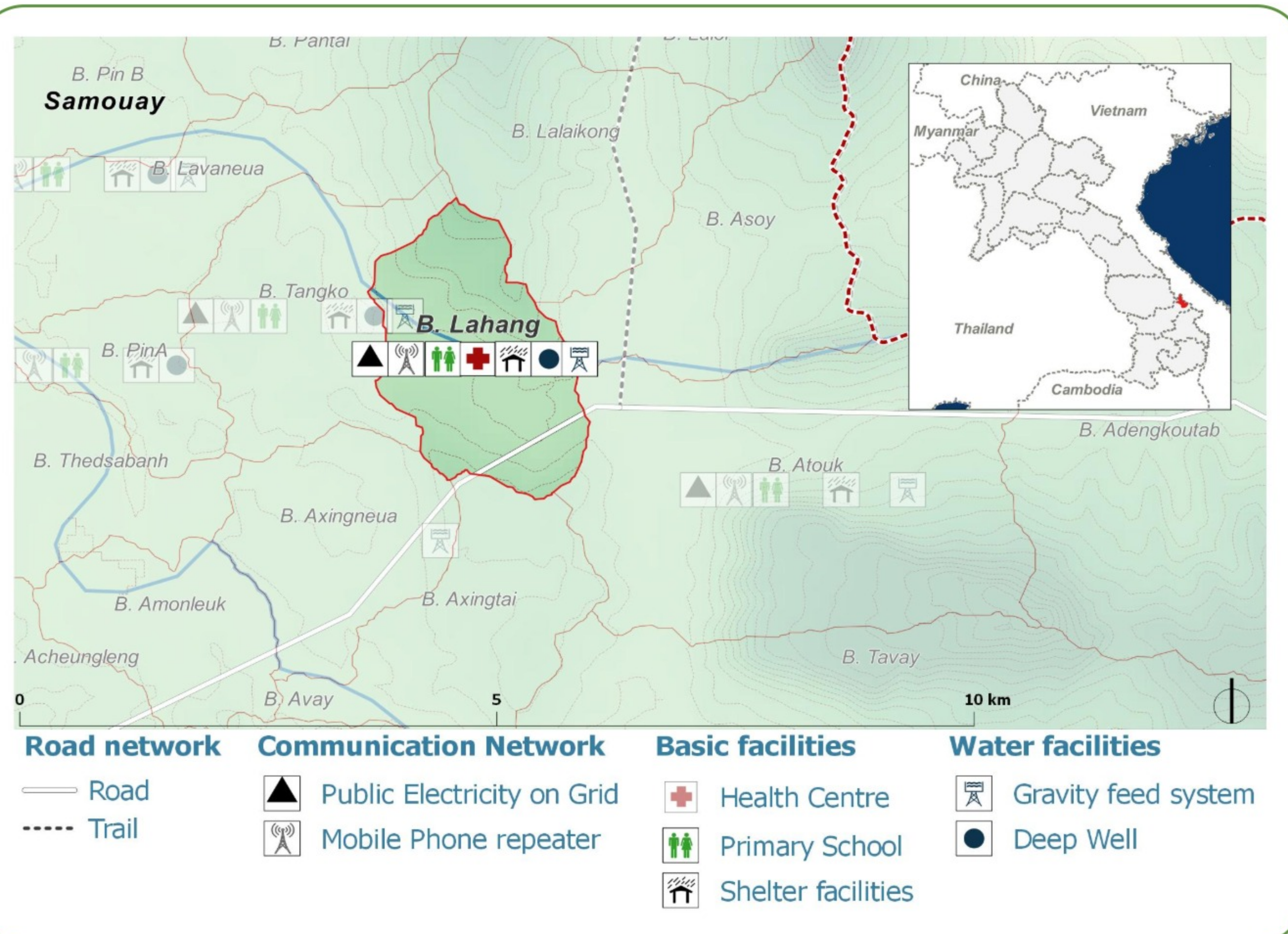



DEMOGRAPHICS

Population (2017):
576
Main ethnic group:
Kado
Other ethnic group:
Bakoe
Religion:
Animism



Ecosystem & Services:


- Rice
- Maize
- Livestock
- Coffee
- Vegetables
- River

Sources of Income:

- Agriculture
- Subsistence agriculture
- Casual labor

Education:

- Kindergarten
- Primary
- High school



HEALTH

- Water-bourne:
Allergies
Diarrhea
Eye
Skin
- Vector-bourne:
Dengue
Encephalitis
Malaria

CLIMATE CHANGE & DISASTERS

Changes over the past 30 years

1 every 10 years
Houses
livelihoods
Not changing

1 per year
Water
Food
Crops
Less severe

More than 1 per year
Homes
Income
Not changing

No Landslides

DRY SEASON	WET SEASON
Some increase	No change
Slight Decrease	Slight increase

IMPACTS:
Health / Agriculture / Livestock

ENVIRONMENTAL ISSUES

Deforestation impacts
No deforestation activity

Hydropower impacts
No hydropower dam

Mining impacts
No mining activity

VULNERABILITY INDEX

Hazard Intensity: 1.1
Sensitivity: 2.33
Ranking: 2.57

PRIORITIES & NEEDS

1. Construct pipe distribution system
2. Increase agricultural production