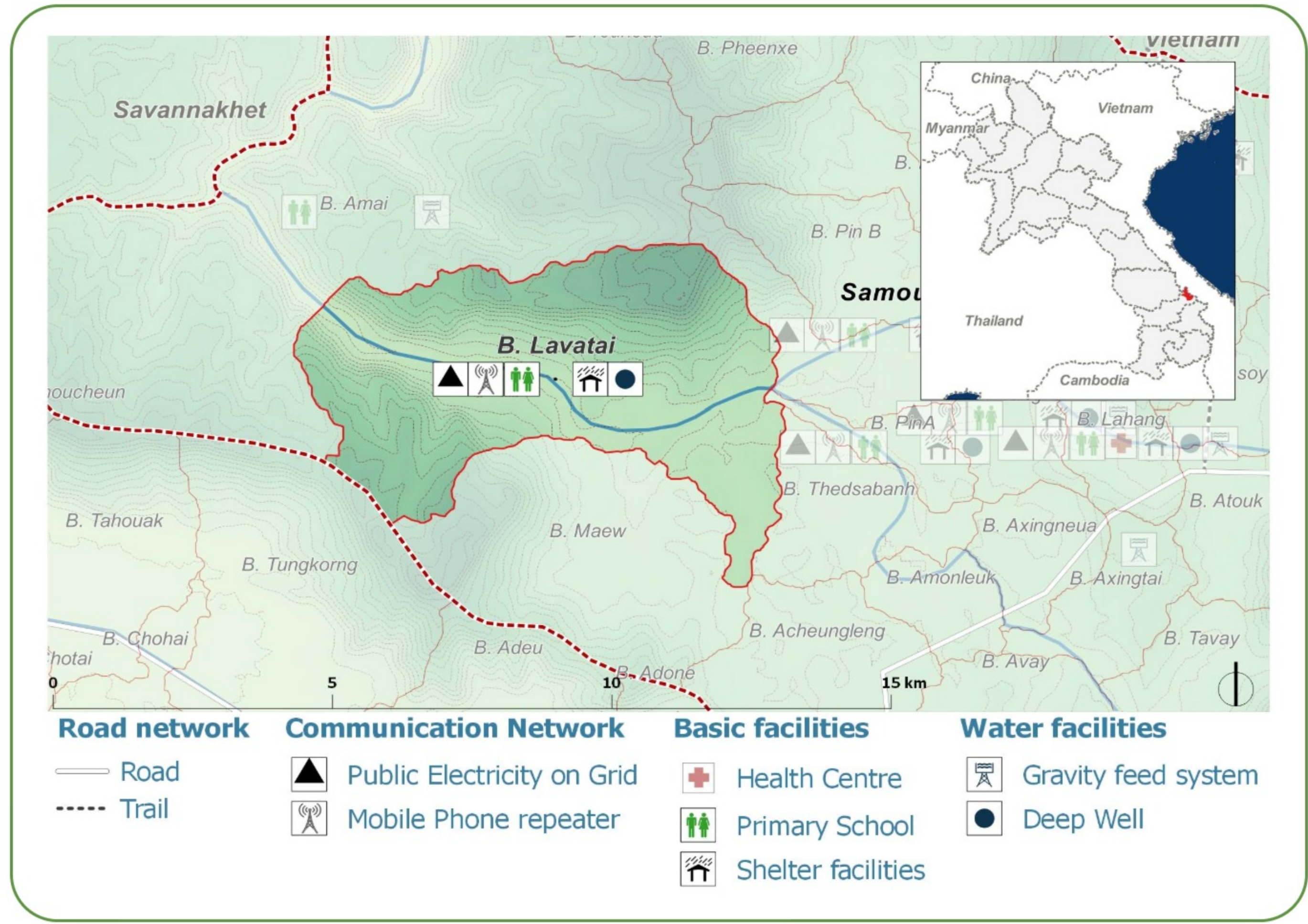
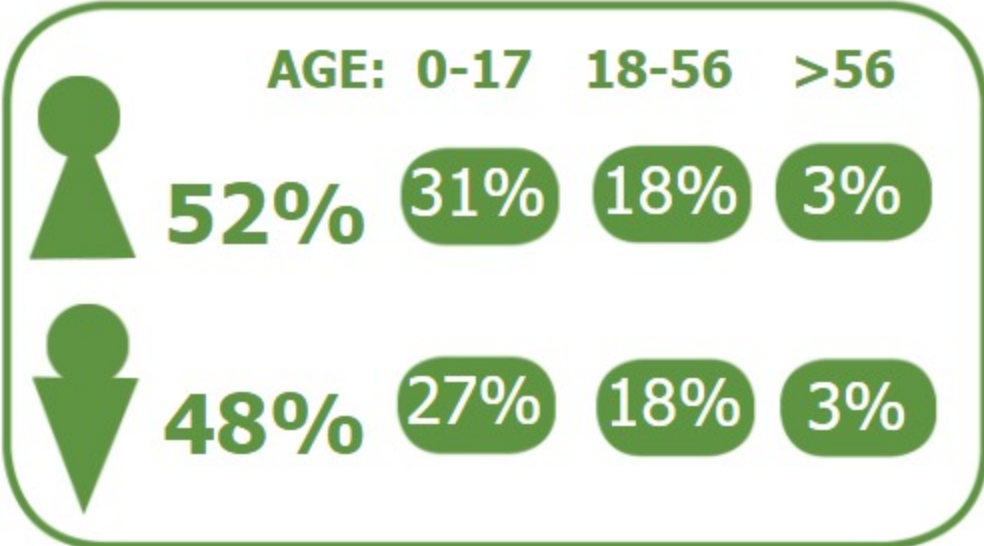


DEMOGRAPHICS

Population (2017): **255**
Main ethnic group: **Kado**
Other ethnic group: **None**
Religion: **Animism**



Ecosystem & Services:

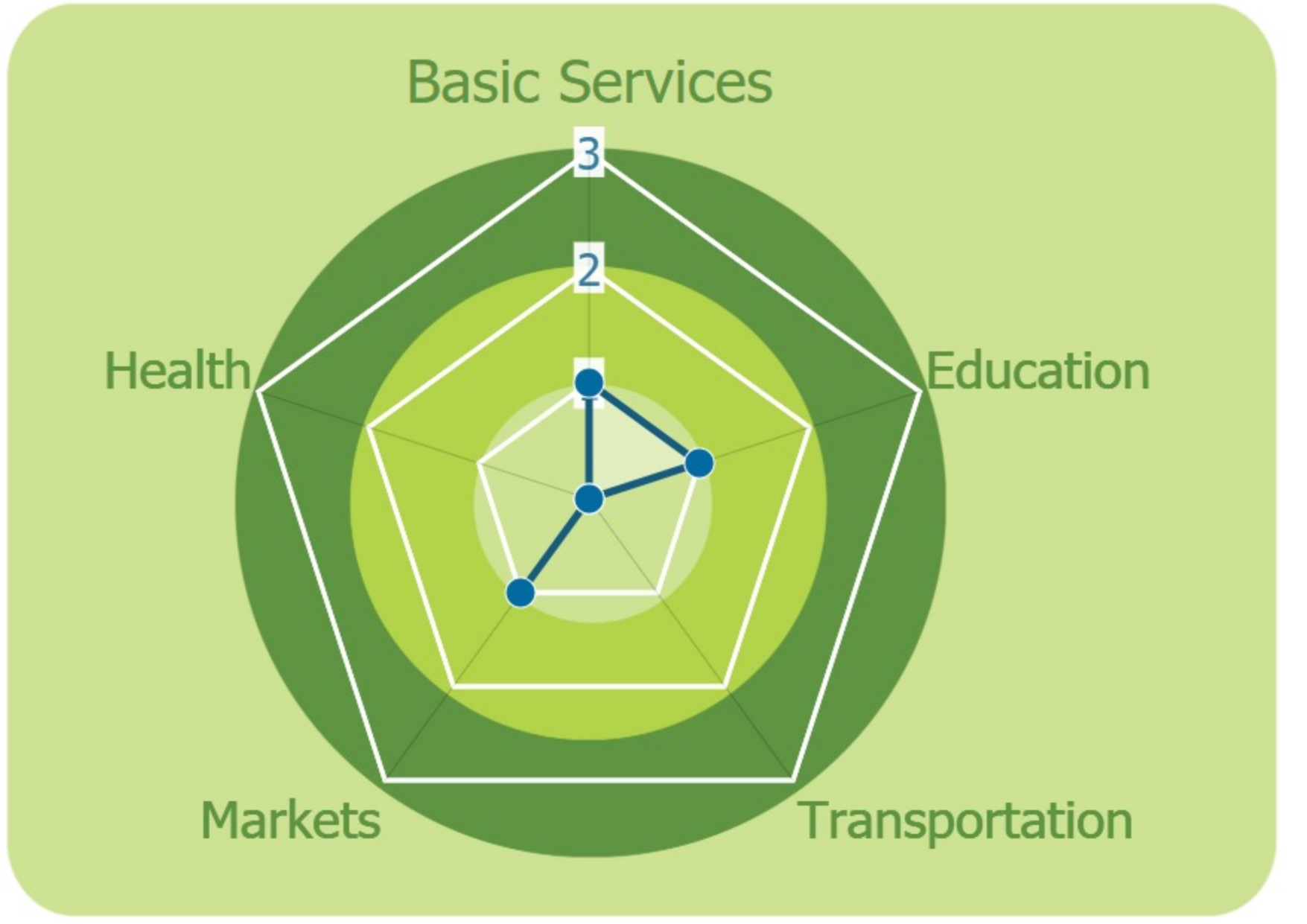
- Rice
- Maize
- Livestock
- Sugar cane
- Coffee
- Vegetables
- Wood
- Stream
- River

Sources of Income:

- Agriculture
- Subsistence agriculture
- Livestock
- Casual labor

Education:

- Primary incomplete
- Primary



HEALTH

Water-bourne:
Allergies
Diarrhea
Eye
Skin

Vector-bourne:
Dengue
Encephalitis
Malaria

CLIMATE CHANGE & DISASTERS
Changes over the past 30 years

- 1 every 10 years Houses livelihoods Health Not changing
- 1 every 10 years Food Crops Not changing
- More than 1 per year Homes Infrastructure Income Not changing

DRY SEASON **WET SEASON**

🌡️ No change 🌡️ No change
☁️ Slight increase ☁️ Slight increase

IMPACTS:
Health / Agriculture / Livestock

🏠 No Landslides

ENVIRONMENTAL ISSUES

- Deforestation impacts:** No deforestation activity
- Hydropower impacts:** No hydropower dam
- Mining impacts:** No mining activity

VULNERABILITY INDEX

Hazard Intensity: 0.6
Sensitivity: 3.8
Ranking: 2.28

PRIORITIES & NEEDS

1. Construct water facility (borehole)
2. Build latrine (Health)
3. Construct bridge (under water)