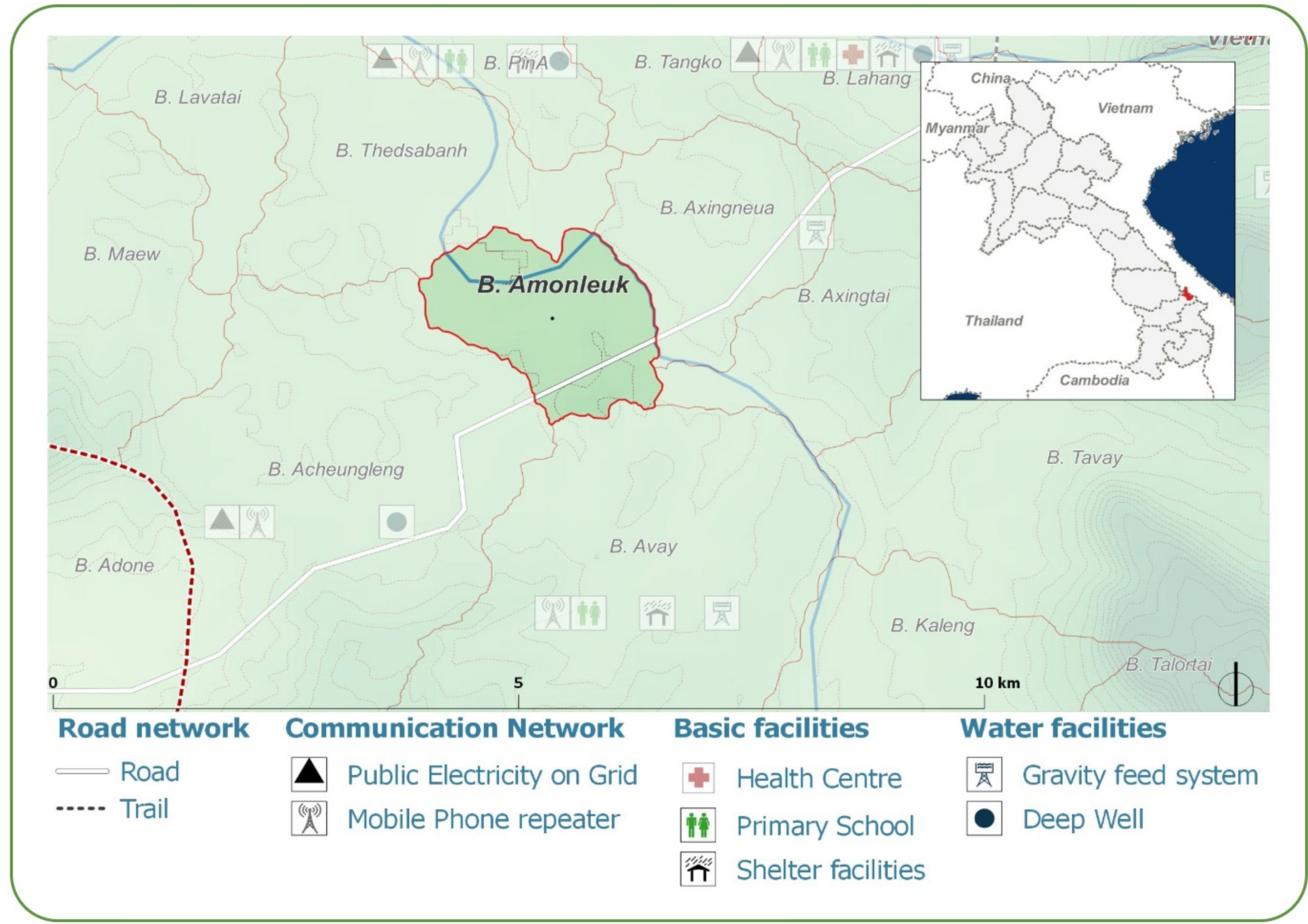



DEMOGRAPHICS

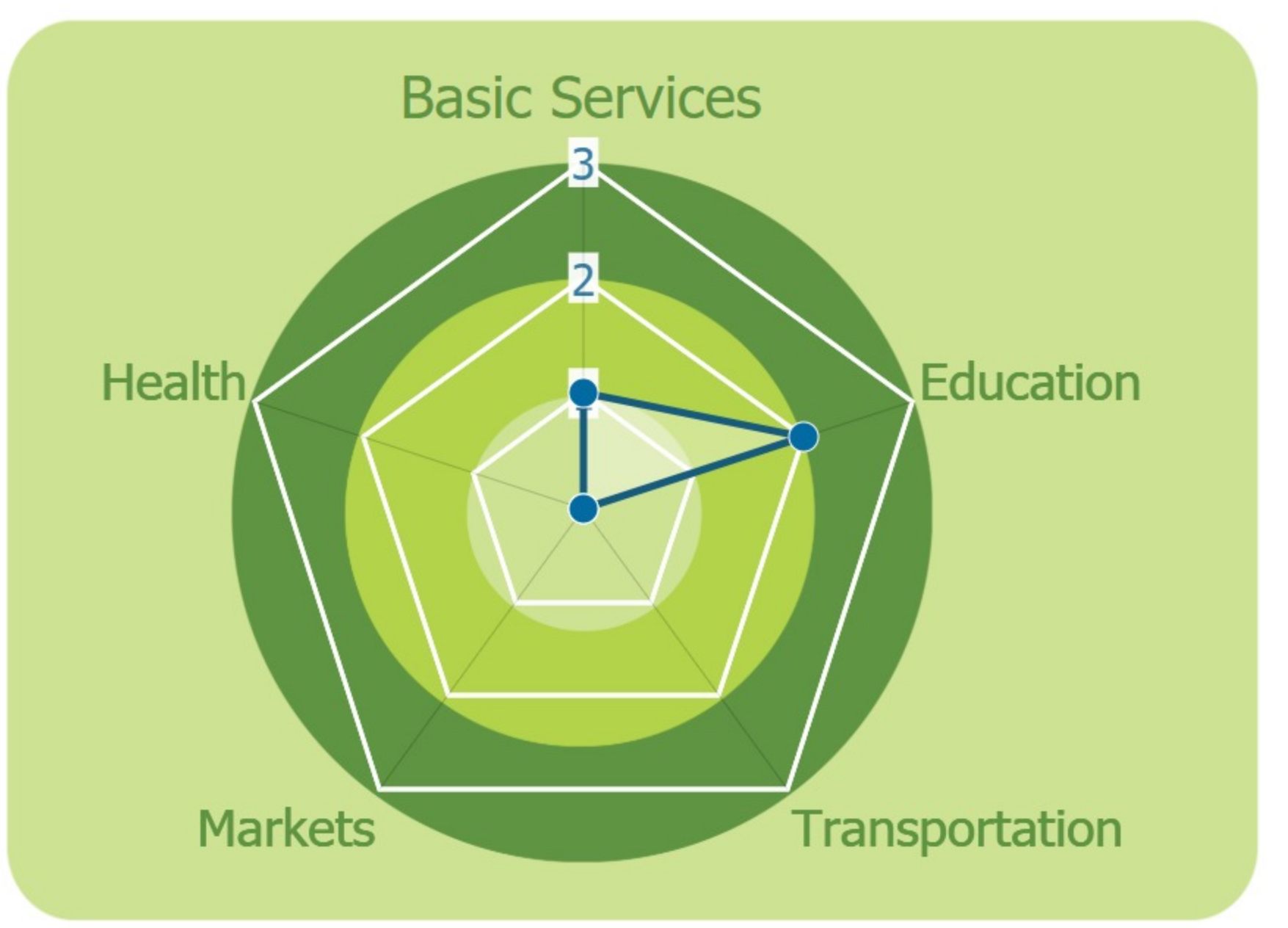
Population (2017): **734**
Main ethnic group: **Kado**
Other ethnic group: **None**
Religion: **Animism**



Ecosystem & Services:
- **None**

Sources of Income:
- **Casual labor**

Education:
- **Kindergarten**
- **Primary**



HEALTH

Water-bourne: **Allergies**
Skin

Vector-bourne: **None**

CLIMATE CHANGE & DISASTERS

Changes over the past 30 years

1 every 10 years
livelihoods
Health
Less severe

1 every 10 years
Food
Less severe

1 every 10 years
Infrastructure
Less frequent

DRY SEASON

🌡️ **Significant Increase**

☁️ **Some increase**

IMPACTS:
Health

WET SEASON

Some increase

No change

No Landslides

ENVIRONMENTAL ISSUES

Deforestation impacts

+ Industrial develop (+)	- Loss of biodiversity (-)
+ More agricultural land (+)	- Less food sources (-)

Hydropower impacts

No hydropower dam

Mining impacts

No mining activity

VULNERABILITY INDEX

Hazard Intensity: 1.23

Sensitivity: 3.23

Ranking: 3.99

PRIORITIES & NEEDS

1. Construct new water source
2. Build latrine (Sanitation)