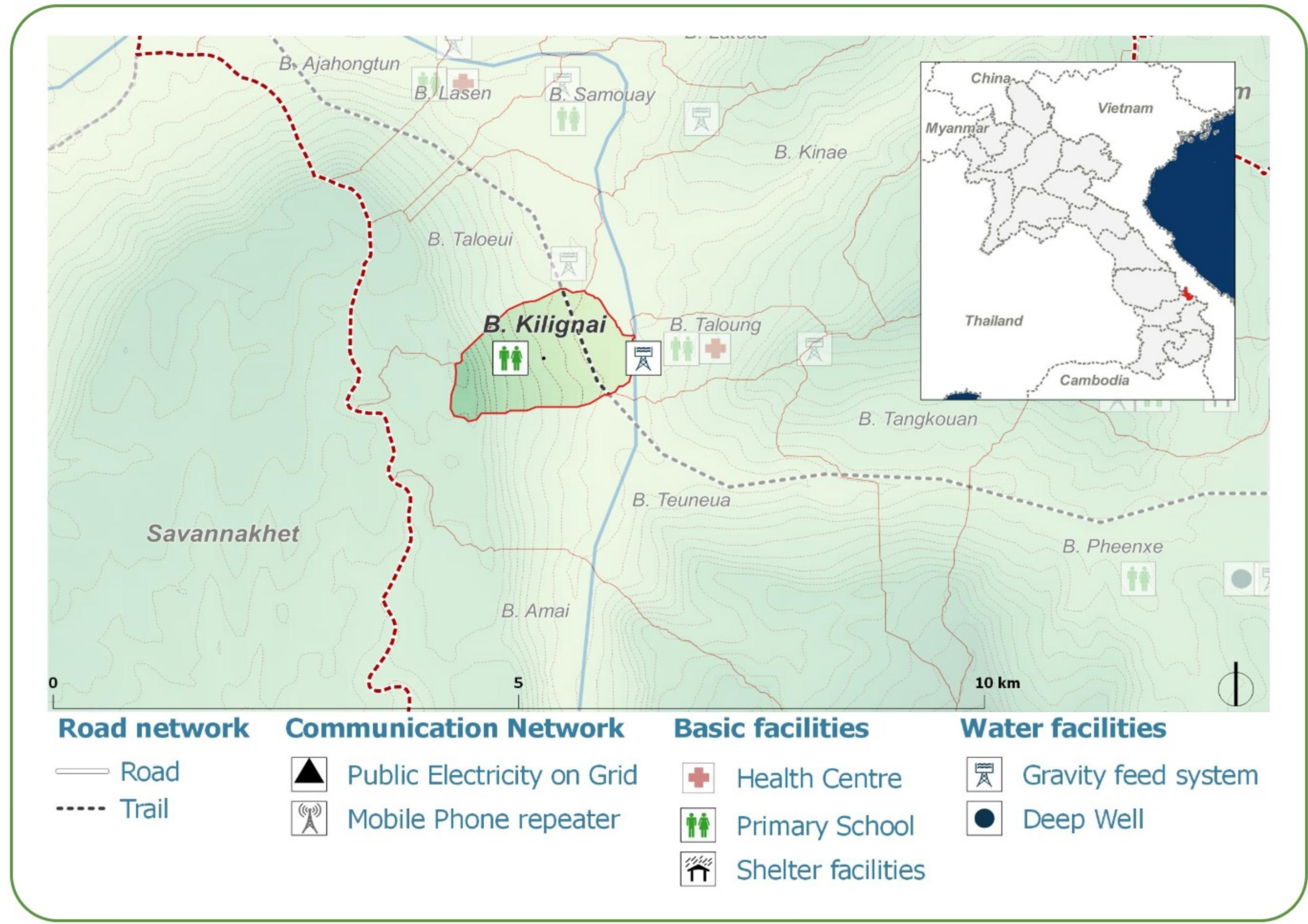



**DEMOGRAPHICS**

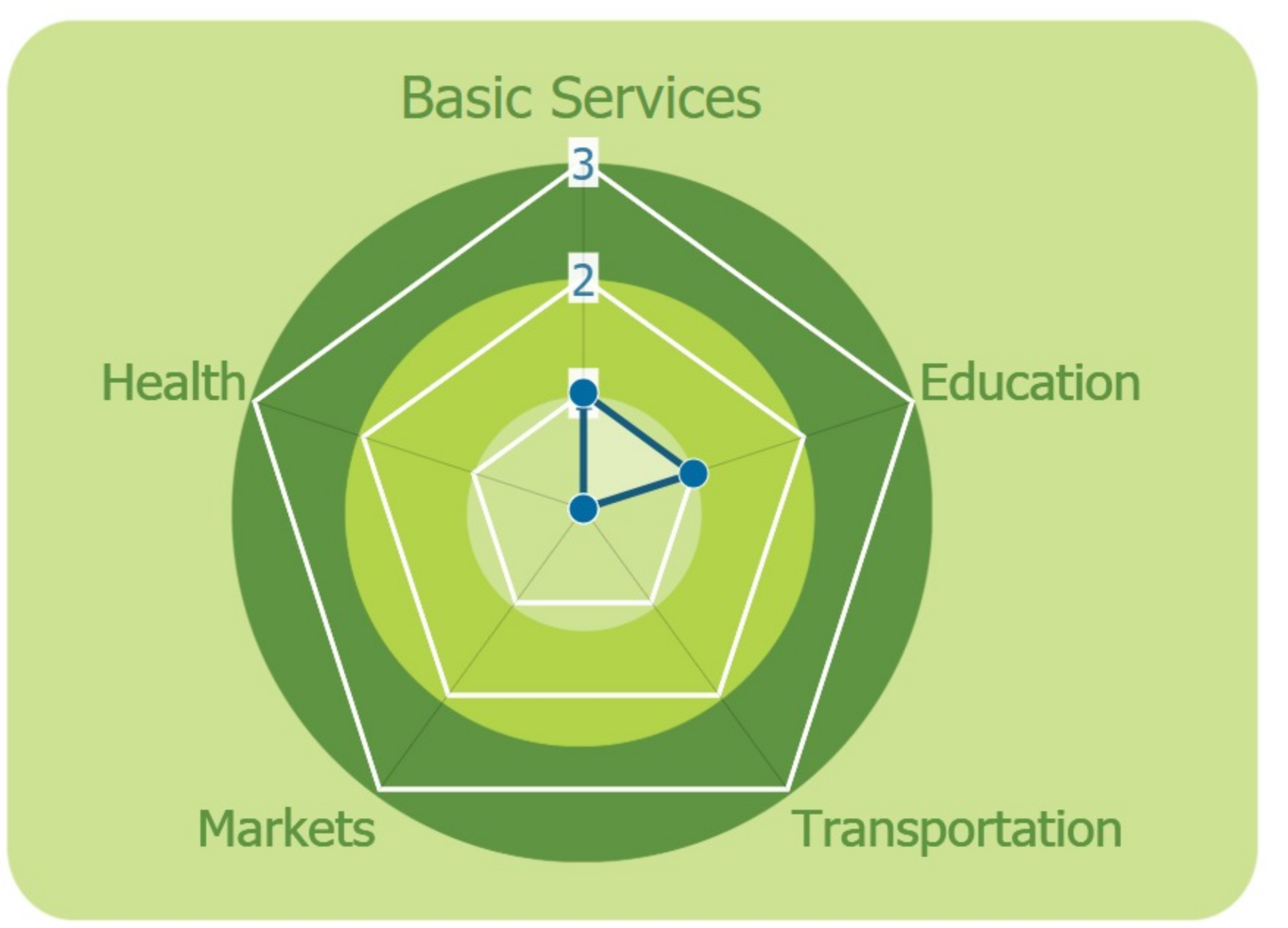
Population (2017): **189**  
 Main ethnic group: **Kado**  
 Other ethnic group: **None**  
 Religion: **Animism**



**Ecosystem & Services:**  
 - None

**Sources of Income:**  
 - NTFP

**Education:**  
 - Primary



**+** **HEALTH**

Water-bourne: **None**  
 Vector-bourne: **None**

**CLIMATE CHANGE & DISASTERS**

Changes over the past 30 years

**No floods**

**No droughts**

**1 per year  
Infrastructure  
Less frequent**

**DRY SEASON**

📈 Significant Increase

📉 Slight Decrease

**WET SEASON**

📉 Some decrease

📉 Slight Decrease

**IMPACTS:  
Livestock**

**ENVIRONMENTAL ISSUES**

**Deforestation impacts**

No positive impact

- Less food sources (-)

---

**Hydropower impacts**

No hydropower dam

---

**Mining impacts**

No mining activity

**VULNERABILITY INDEX**

**Hazard Intensity: 0.9**

**Sensitivity: 4.2**

**Ranking: 3.78**

**PRIORITIES & NEEDS**

1. Build latrine (Health)
2. Construct bridge (under water)