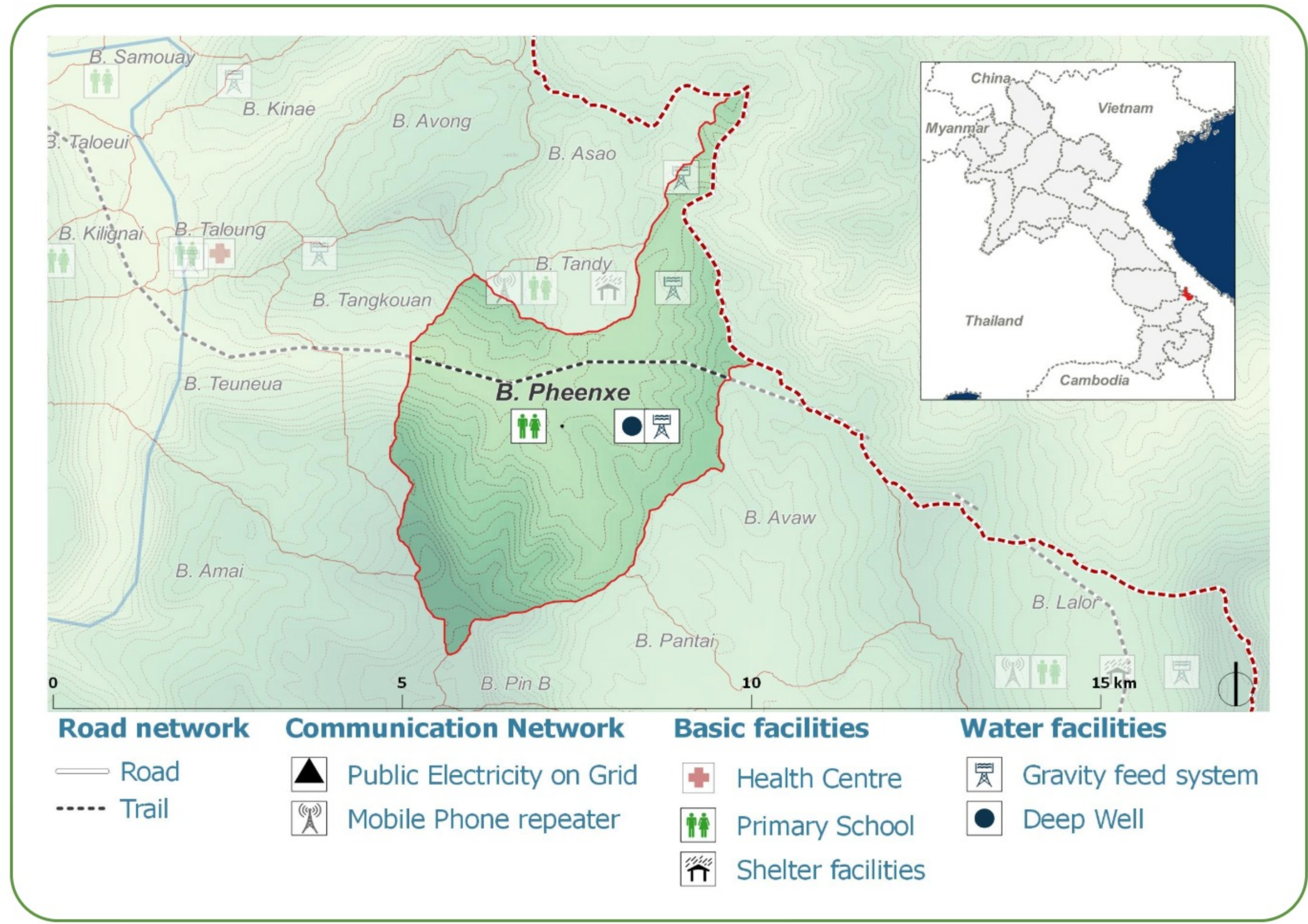



DEMOGRAPHICS

Population (2017): **247**
 Main ethnic group: **Kado**
 Other ethnic group: **Bakoe**
 Religion: **Animism**



Ecosystem & Services:

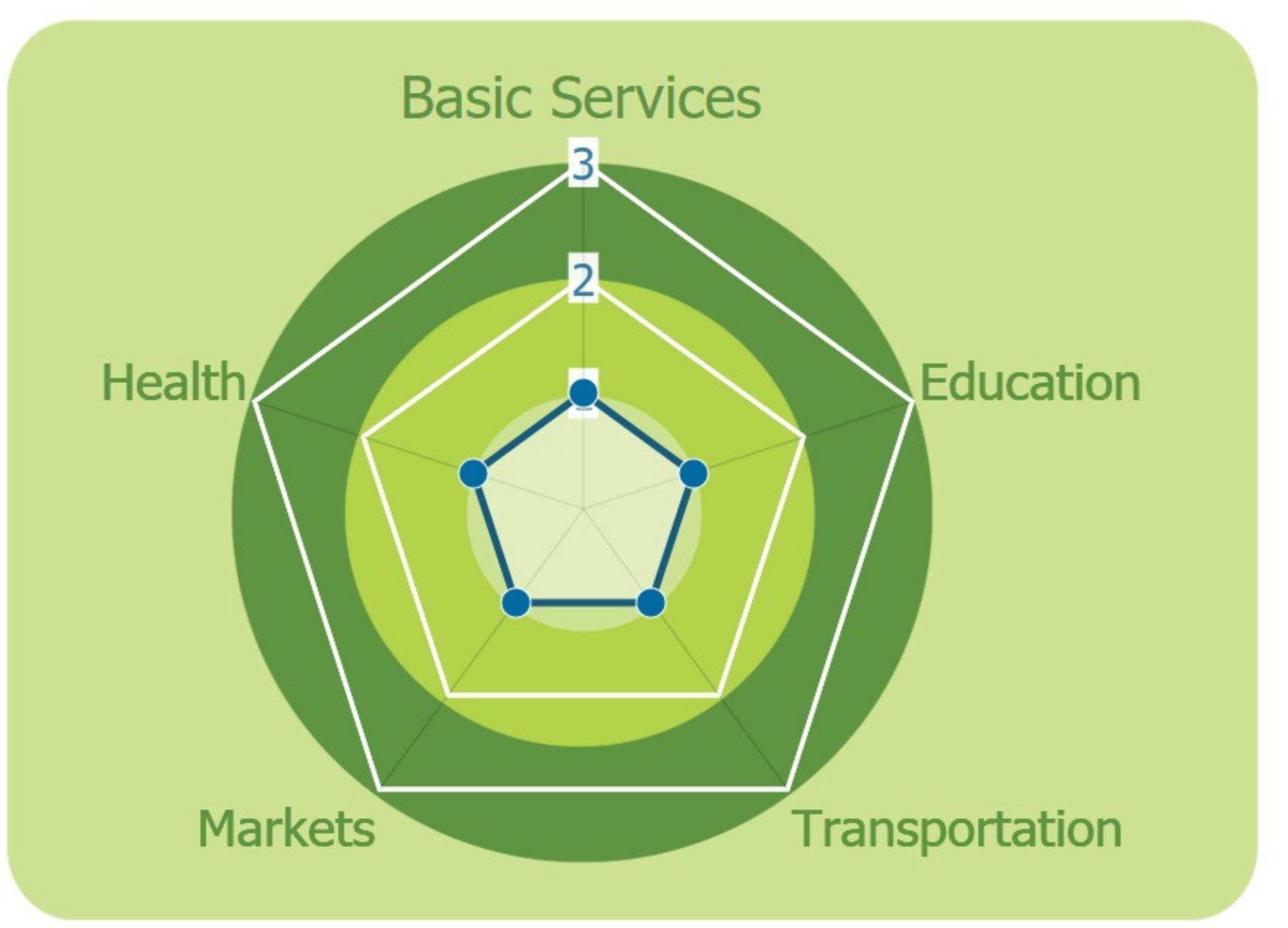
- Rice
- Maize
- Livestock
- Sugar cane
- Vegetables
- Wood
- Stream
- River

Sources of Income:

- Livestock
- Casual labor

Education:

- Primary



HEALTH

Water-bourne:
 Allergies
 Diarrhea
 Eye
 Skin

Vector-bourne:
 Dengue
 Encephalitis
 Malaria

CLIMATE CHANGE & DISASTERS

Changes over the past 30 years

No floods

No droughts

More than 1 per year Homes Infrastructure Income Not changing

No Landslides

	DRY SEASON	WET SEASON
Temperature	Slight Decrease	Slight increase
Precipitation	Slight Decrease	Slight Decrease

IMPACTS:
 Health / Agriculture / Livestock

ENVIRONMENTAL ISSUES

Deforestation impacts
 No deforestation activity

Hydropower impacts
 No hydropower dam

Mining impacts
 No mining activity

VULNERABILITY INDEX

Hazard Intensity: 0.6

Sensitivity: 3.23

Ranking: 1.94

PRIORITIES & NEEDS

1. Build latrine (Health)
2. Improve pipe distribution system