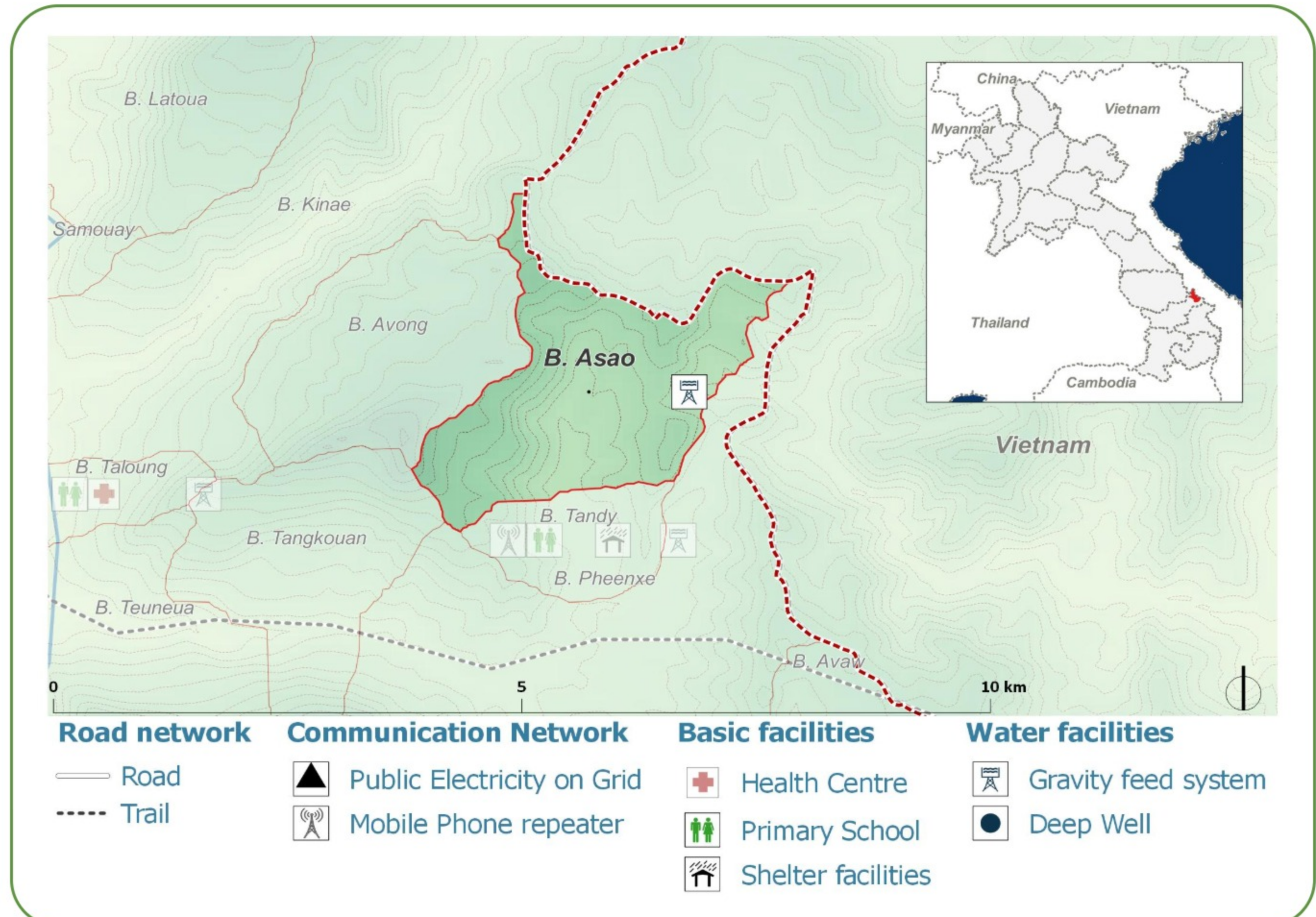



**DEMOGRAPHICS**

Population (2017): **133**  
 Main ethnic group: **Kado**  
 Other ethnic group: **None**  
 Religion: **Animism**



**Ecosystem & Services:**


- Rice
- Maize
- Livestock
- Sugar cane
- Vegetables
- River

**Sources of Income:**

- Subsistence agriculture
- Livestock

**Education:**

- None



**HEALTH**

**Water-bourne:**  
 Diarrhea  
 Eye  
 Skin

**Vector-bourne:**  
 Dengue  
 Encephalitis  
 Malaria

**CLIMATE CHANGE & DISASTERS**  
 Changes over the past 30 years

- No floods
- No droughts
- More than 1 per year Homes Income Not changing
- No Landslides

	DRY SEASON	WET SEASON
Temperature	No change	No change
Precipitation	Slight Decrease	Slight Decrease

**IMPACTS:**  
 Health / Agriculture / Livestock

**ENVIRONMENTAL ISSUES**

- Deforestation impacts:** No deforestation activity
- Hydropower impacts:** No hydropower dam
- Mining impacts:** No mining activity

**VULNERABILITY INDEX**

**Hazard Intensity: 0.4**

**Sensitivity: 4.2**

**Ranking: 1.68**

**PRIORITIES & NEEDS**

1. Build latrine (Health)
2. Construct pipe distribution system
3. Improve pipe distribution system