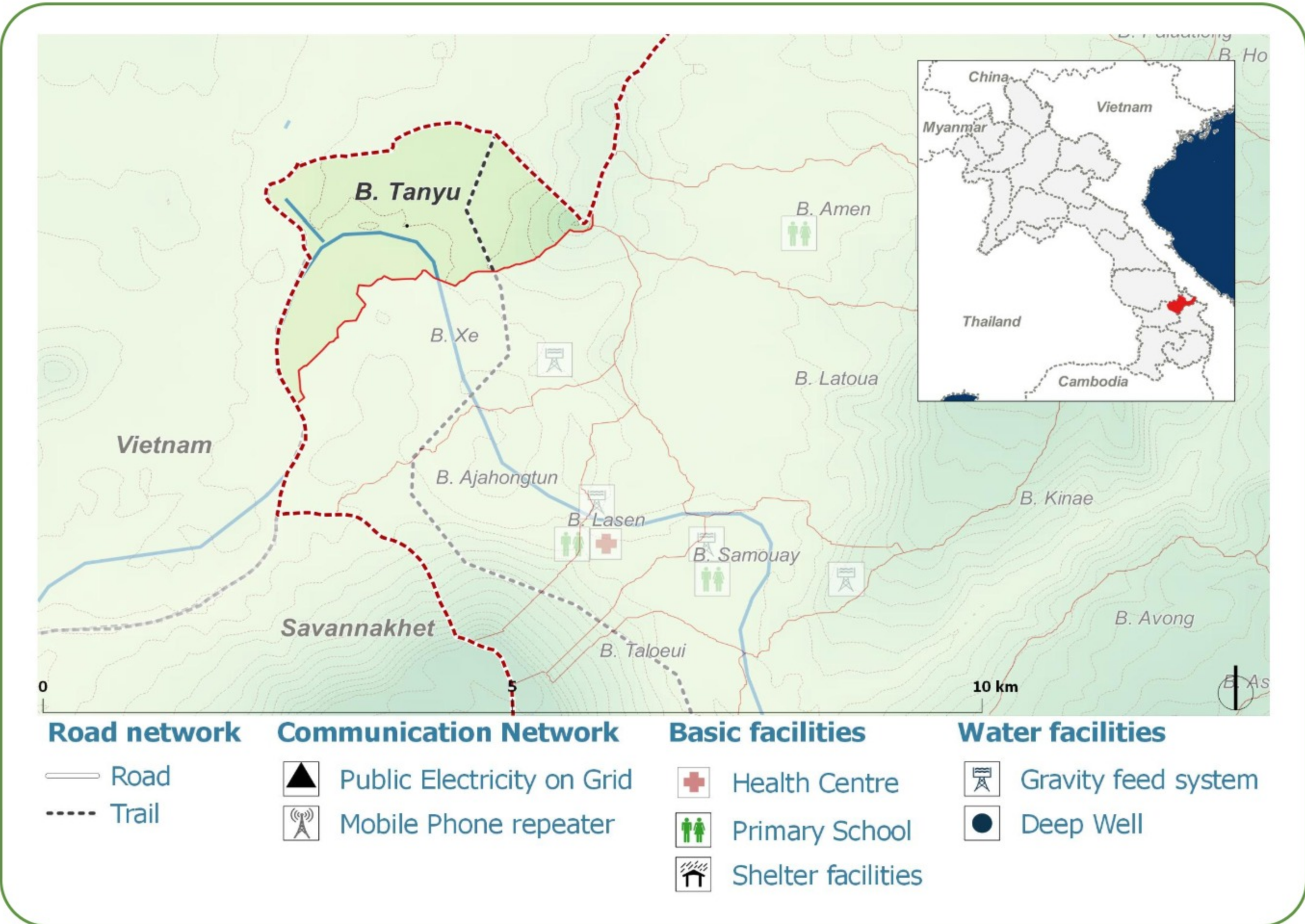



**DEMOGRAPHICS**

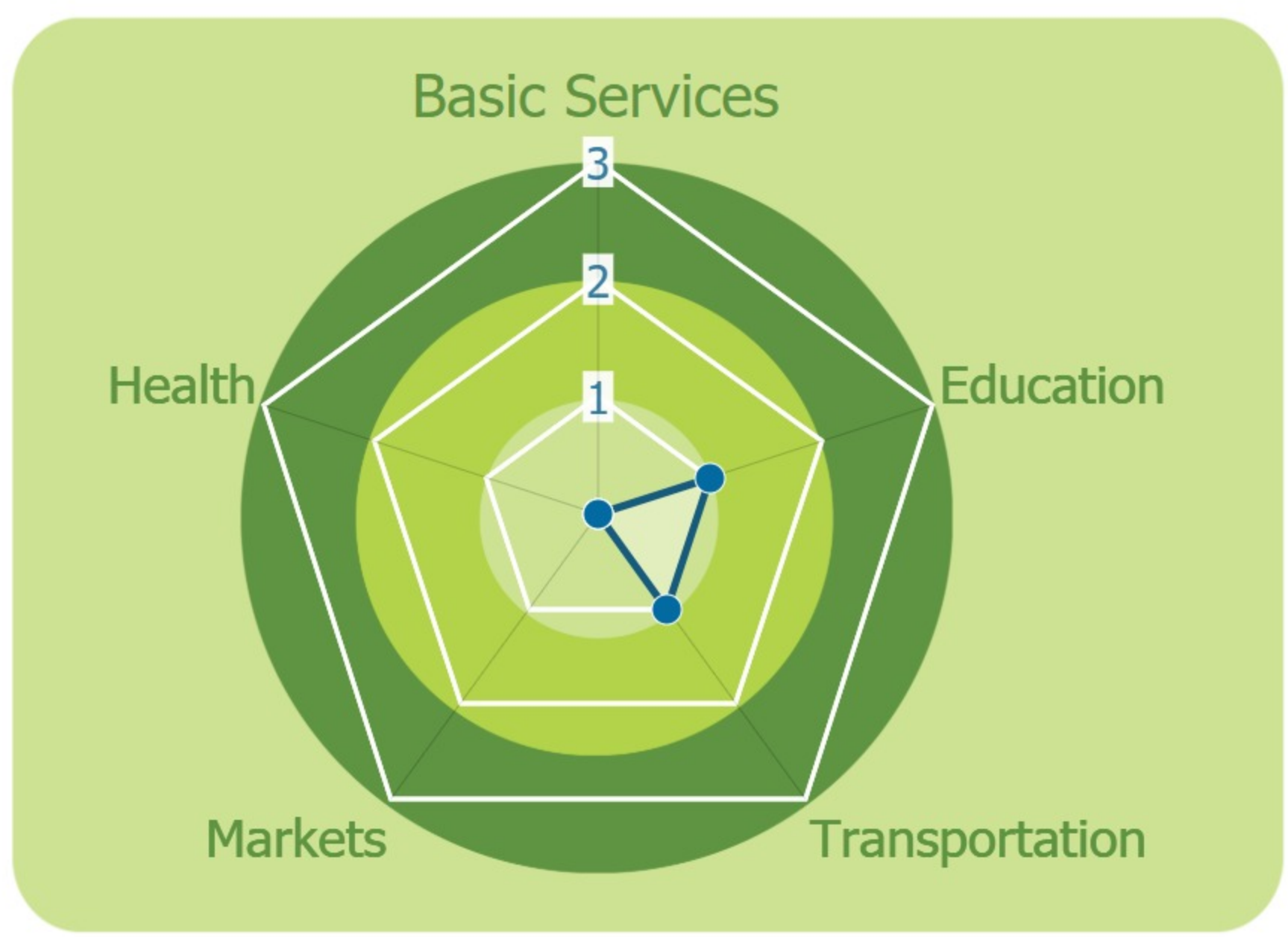
Population (2017): **134**  
 Main ethnic group: **Kado**  
 Other ethnic group: **None**  
 Religion: **Animism**



**Ecosystem & Services:**  
 - **None**

**Sources of Income:**  
 - **Sell casava**

**Education:**  
 - **Primary incomplete**



**HEALTH**

Water-bourne: **Skin**  
 Vector-bourne: **None**

**CLIMATE CHANGE & DISASTERS**

Changes over the past 30 years

**No floods**

**No droughts**

**1 per year  
Infrastructure  
Less frequent**

**DRY SEASON**

Some increase

Slight Decrease

**WET SEASON**

Slight Decrease

Slight Decrease

**IMPACTS:**  
**Livestock**

**ENVIRONMENTAL ISSUES**

**Deforestation impacts**

+ More agricultural land (+)  
 No negative impact

---

**Hydropower impacts**

No hydropower dam

---

**Mining impacts**

No mining activity

**VULNERABILITY INDEX**

**Hazard Intensity: 0.8**

**Sensitivity: 4.2**

**Ranking: 3.36**

**PRIORITIES & NEEDS**

1. Improve pipe distribution system
2. Build latrine (Health)