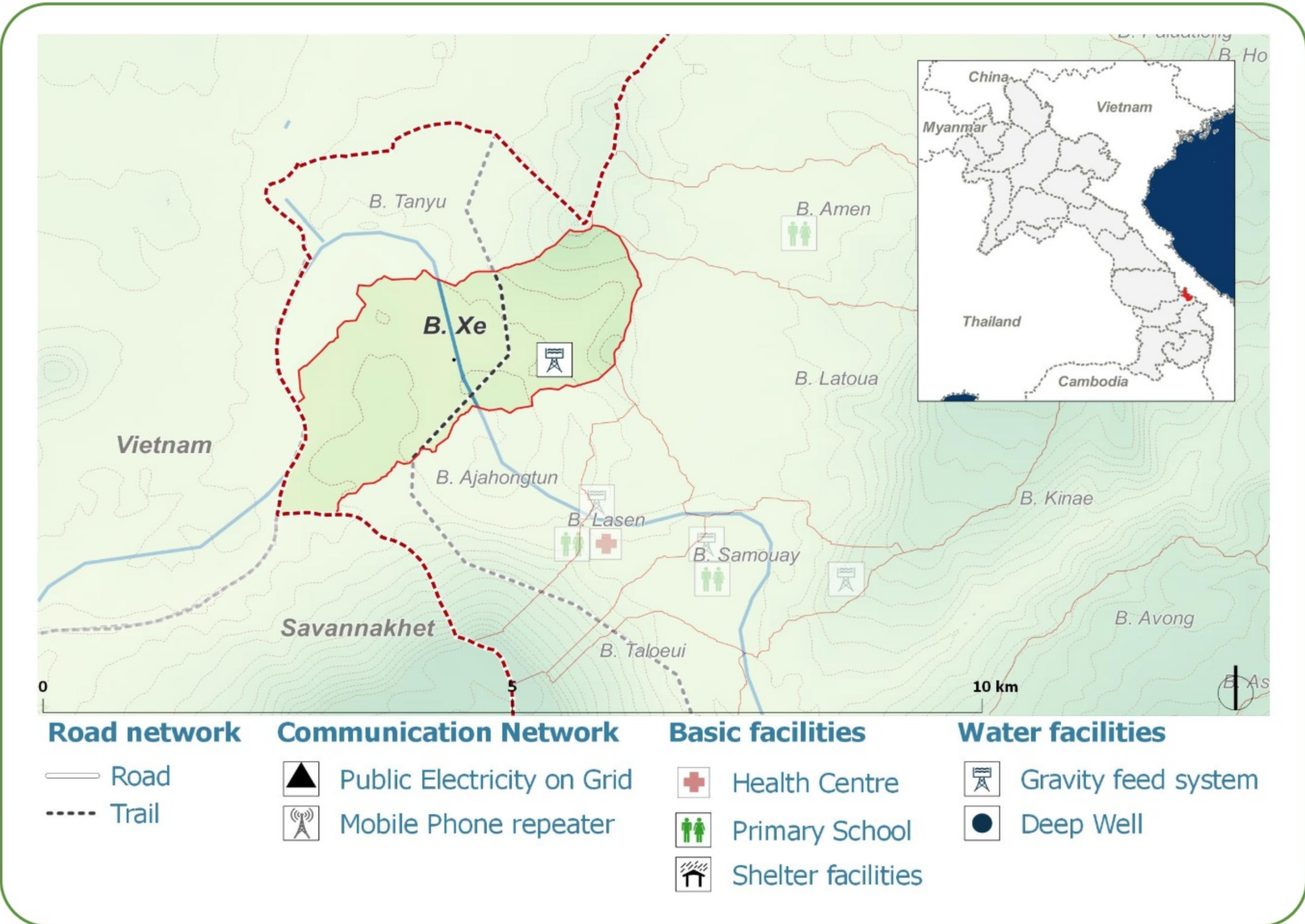
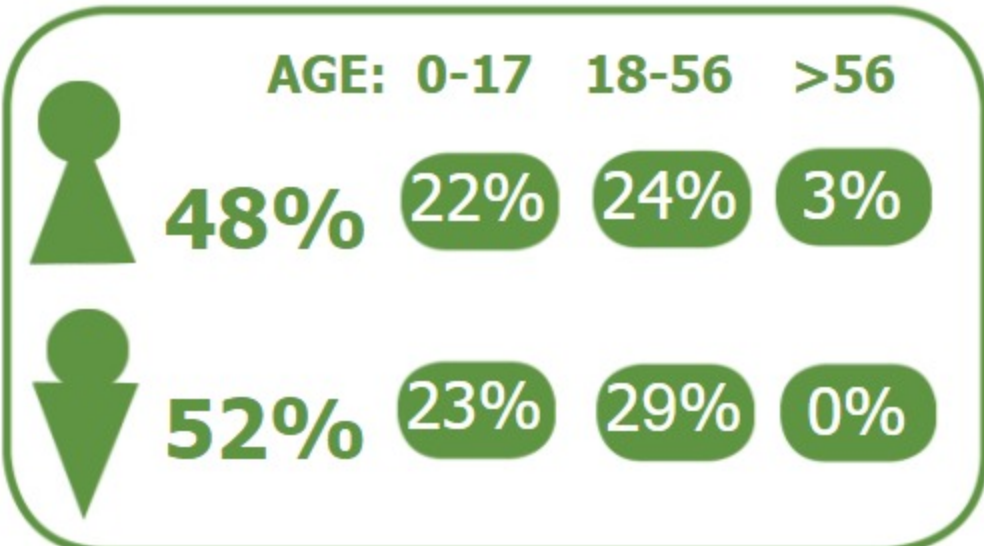


DEMOGRAPHICS


Population (2017):
157
 Main ethnic group:
Kado
 Other ethnic group:
None
 Religion:
Animism



Ecosystem & Services:
 - **None**

Sources of Income:
 - **Agriculture**

Education:
 - **Primary incomplete**



HEALTH

Water-bourne: **Diarrhea**
 Vector-bourne: **None**

CLIMATE CHANGE & DISASTERS

Changes over the past 30 years

1 every 3-5 years
 Houses
 livelihoods
 Health
 Less severe

1 every 10 years
 Water
 Less severe

1 per year
 Infrastructure
 Less frequent

No Landslides

	DRY SEASON	WET SEASON
Temperature	Slight increase	Slight increase
Precipitation	Slight increase	Slight Decrease

IMPACTS:
Health

ENVIRONMENTAL ISSUES

Deforestation impacts

+ More agricultural land (+)
 No negative impact

Hydropower impacts

No hydropower dam

Mining impacts

No mining activity

VULNERABILITY INDEX

Hazard Intensity: 0.9
Sensitivity: 3.8
Ranking: 3.42

PRIORITIES & NEEDS

1. Build latrine (Health)
2. Training; management and maintenance (Health/Sanitation)