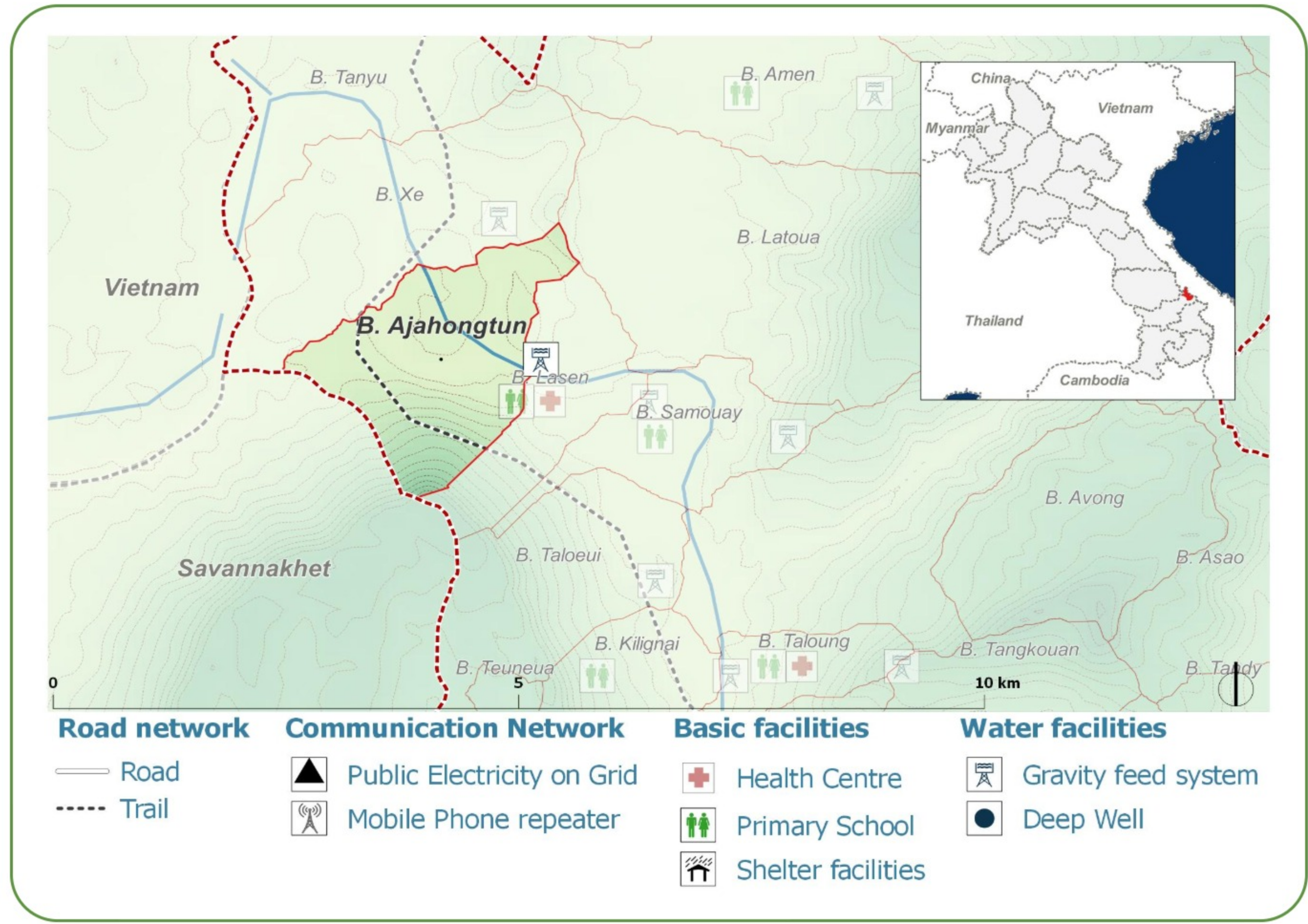



DEMOGRAPHICS


Population (2017): **202**
Main ethnic group: **Kado**
Other ethnic group: **None**
Religion: **Animism**



Ecosystem & Services:
- None

Sources of Income:
- Sell casava

Education:
- Primary incomplete



HEALTH

Water-bourne: **Diarrhea**
Vector-bourne: **None**

CLIMATE CHANGE & DISASTERS

Changes over the past 30 years

No floods

No droughts

1 per year Infrastructure Less frequent

No Landslides

DRY SEASON
Significant Increase
Slight increase

WET SEASON
Slight Decrease
Slight Decrease

IMPACTS: Livestock

ENVIRONMENTAL ISSUES

Deforestation impacts
+ More agricultural land (+)
No negative impact

Hydropower impacts
No hydropower dam

Mining impacts
No mining activity

VULNERABILITY INDEX

Hazard Intensity: 1.8
Sensitivity: 4
Ranking: 7.2

PRIORITIES & NEEDS

1. Build latrine (Health)
2. Training; management and maintenance (Health/Sanitation)