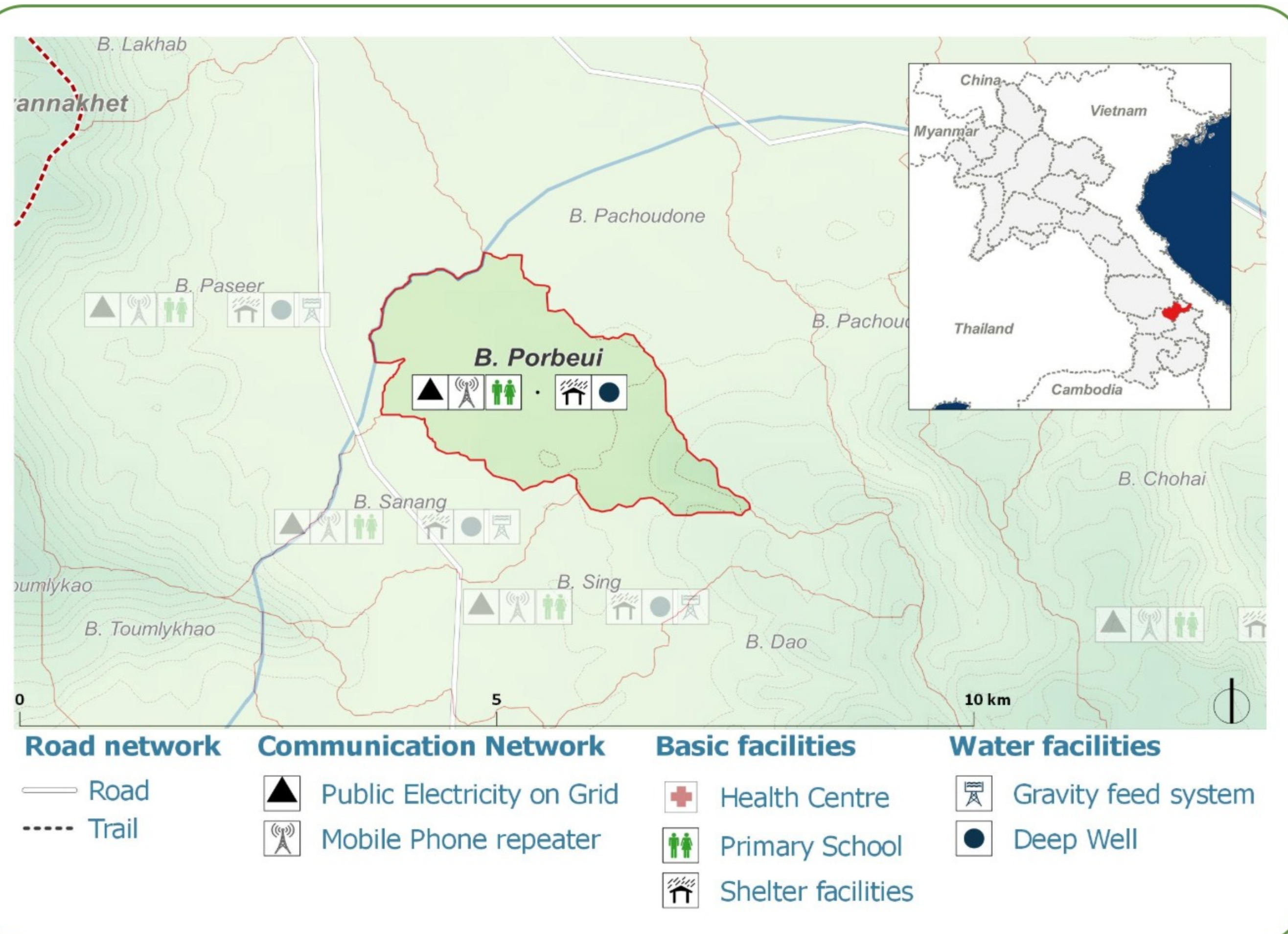
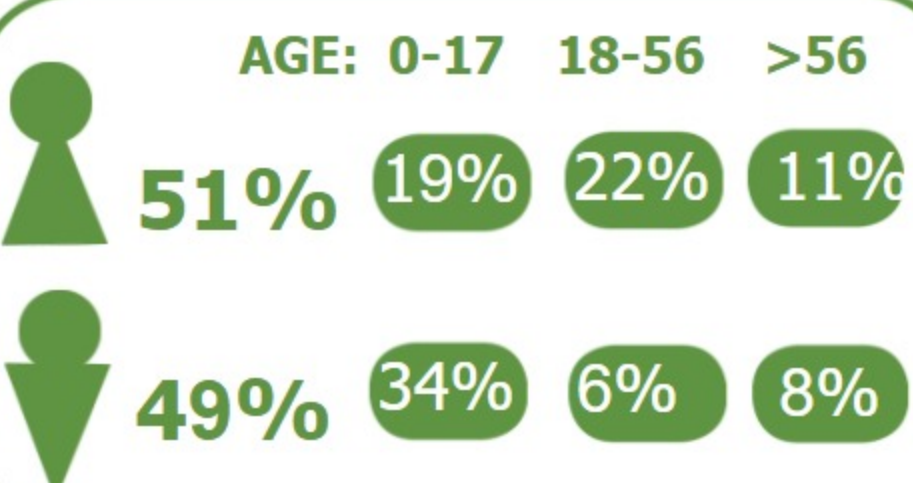


DEMOGRAPHICS

Population (2017):
420
Main ethnic group:
Ta Oy
Other ethnic group:
Katang
Religion:
Animism



Ecosystem & Services:


- Rice
- Maize
- Livestock
- Vegetables
- Wood

Sources of Income:

- Subsistence agriculture
- Livestock

Education:

- Primary



HEALTH

- Water-bourne: Allergies, Eye, Skin
Vector-bourne: Dengue, Encephalitis, Malaria

CLIMATE CHANGE & DISASTERS

Changes over the past 30 years



No Landslides

	DRY SEASON	WET SEASON
Temperature	Slight increase	Slight increase
Precipitation	Slight Decrease	Slight Decrease

IMPACTS:
Health / Water / Agriculture / Livestock

ENVIRONMENTAL ISSUES

Deforestation impacts

- + Industrial develop (+)
- + More agricultural land (+)
- Loss of biodiversity (-)
- Less food sources (-)

Hydropower impacts

No hydropower dam

Mining impacts

No mining activity

VULNERABILITY INDEX

Hazard Intensity: 0.93

Sensitivity: 3.07

Ranking: 2.86

PRIORITIES & NEEDS

1. Construct pipe distribution system
2. Construct water facility (borehole)
3. Increase agricultural production