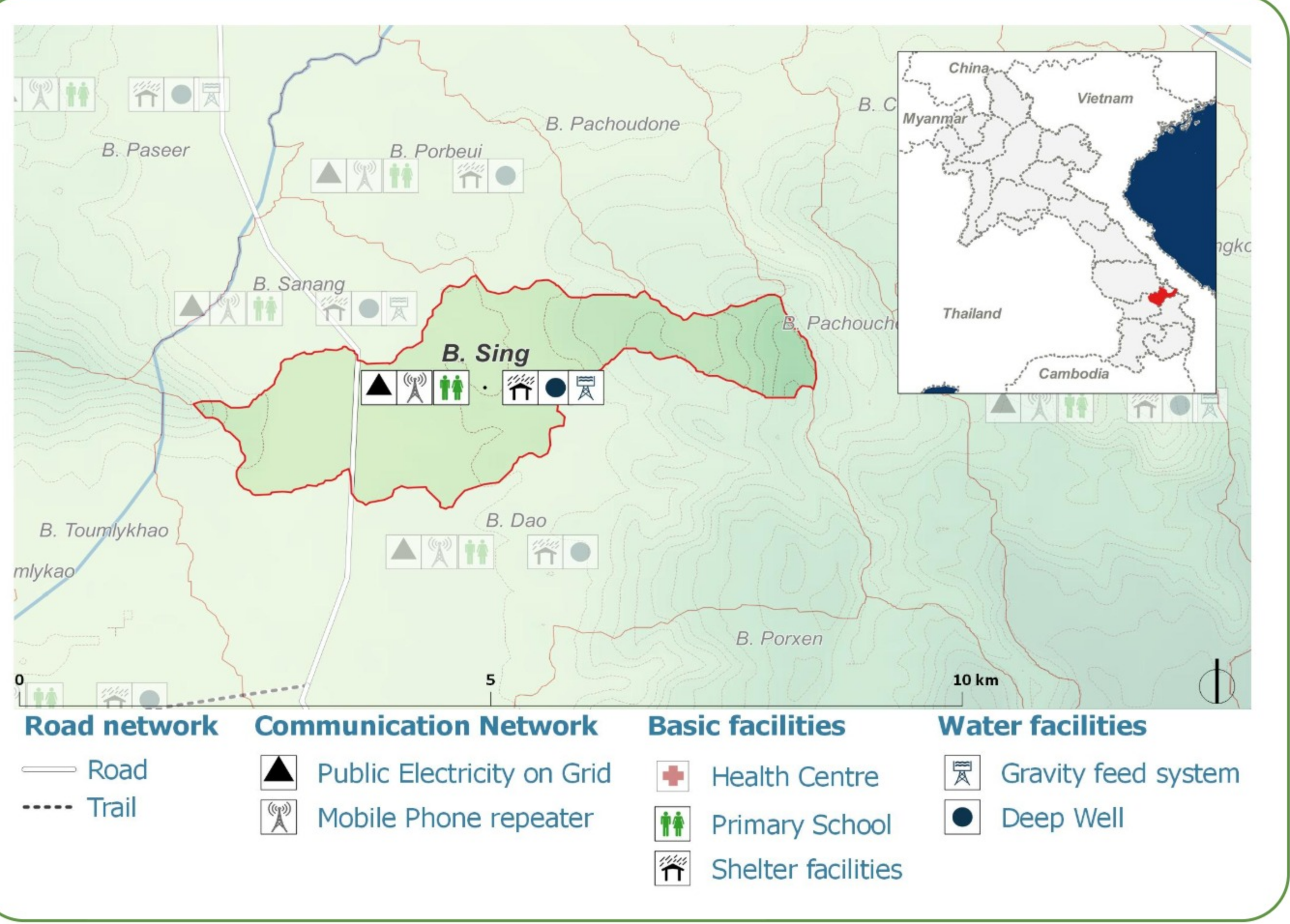



DEMOGRAPHICS

Population (2017):
320
Main ethnic group:
Oy
Other ethnic group:
Katang, Bakoe
Religion:
Animism



Ecosystem & Services:


- Rice
- Maize
- Livestock
- Vegetables

Sources of Income:

- Livestock

Education:

- Primary



HEALTH

- Water-bourne:**
Diarrhea
Eye
Skin
- Vector-bourne:**
Dengue
Encephalitis
Malaria

CLIMATE CHANGE & DISASTERS

Changes over the past 30 years

No floods

No droughts

**More than 1 per year
Homes
Not changing**

DRY SEASON

Slight increase

Slight Decrease

WET SEASON

Some decrease

Slight Decrease

IMPACTS:
Health / Water / Agriculture / Livestock

ENVIRONMENTAL ISSUES

Deforestation impacts

+ More agricultural land (+) - Loss of biodiversity (-)

Hydropower impacts

No hydropower dam

Mining impacts

No mining activity

VULNERABILITY INDEX

Hazard Intensity: 0.6

Sensitivity: 3.5

Ranking: 2.1

PRIORITIES & NEEDS

1. Increase agricultural production (expand production area)
2. Build latrine (Sanitation)
3. Increase agricultural production