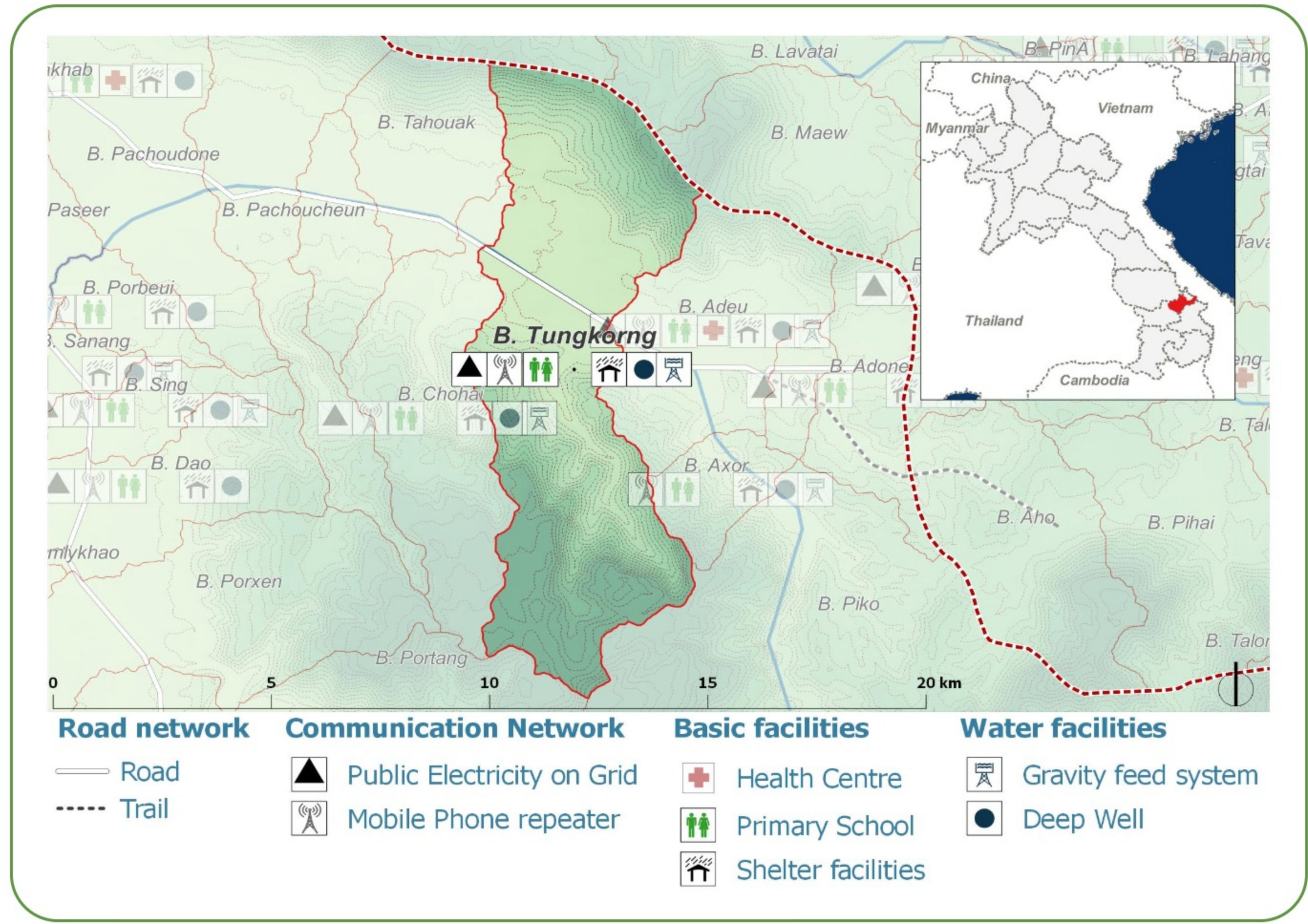



DEMOGRAPHICS

Population (2017): **968**
Main ethnic group: **Bakoe**
Other ethnic group: **Katang**
Religion: **Animism**



Ecosystem & Services:

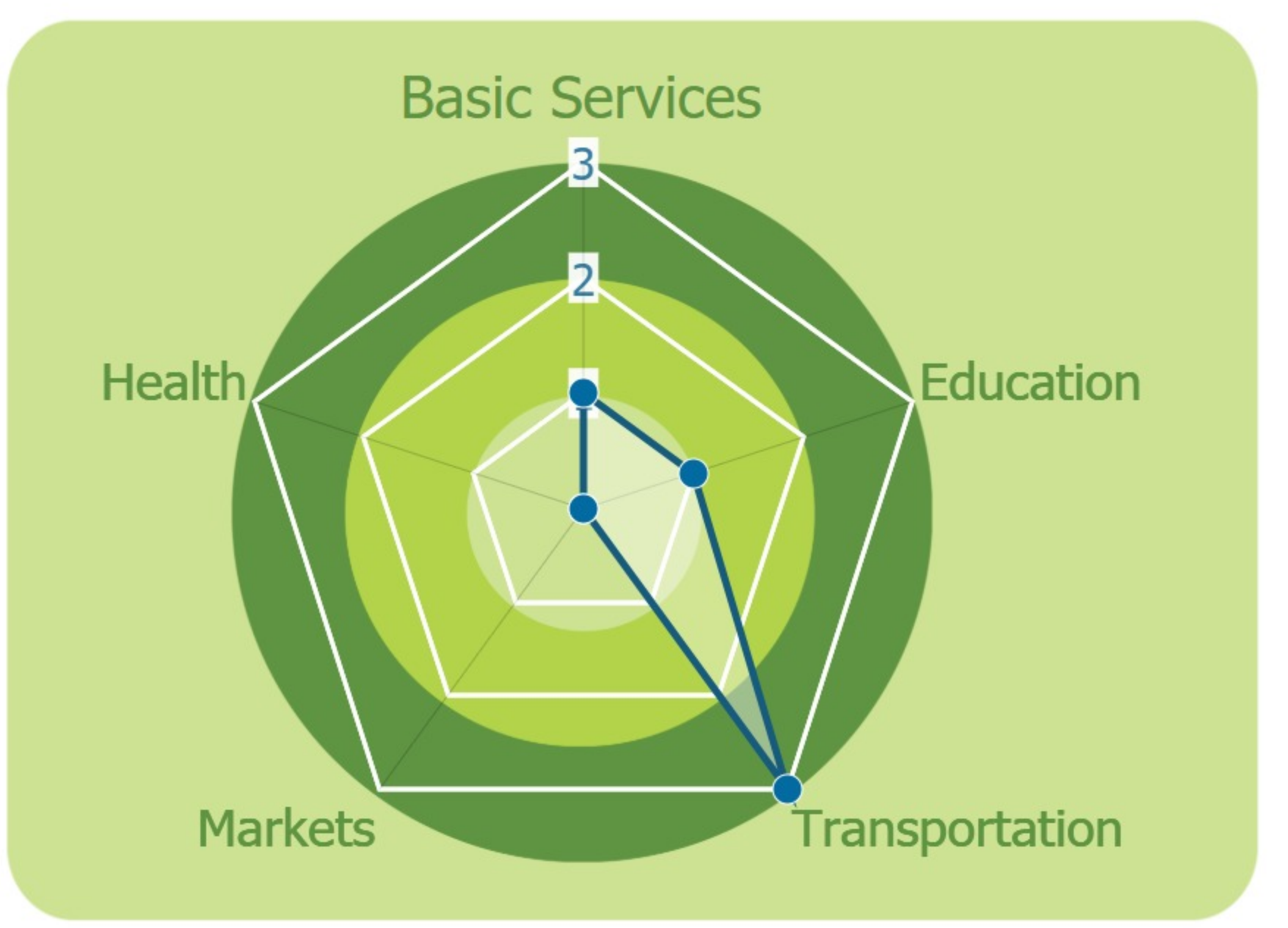
- Rice
- Maize
- Livestock
- Vegetables
- River

Sources of Income:

- Subsistence agriculture
- Livestock

Education:

- Primary



HEALTH

Water-bourne:
Allergies
Diarrhea
Eye
Skin

Vector-bourne:
Dengue
Encephalitis
Malaria

CLIMATE CHANGE & DISASTERS
Changes over the past 30 years

- No floods
- No droughts
- Never No impact
- No Landslides

	DRY SEASON	WET SEASON
Temperature	Slight increase	Slight Decrease
Precipitation	Slight Decrease	Slight Decrease

IMPACTS:
Health / Water / Agriculture / Livestock

ENVIRONMENTAL ISSUES

Deforestation impacts

- + More agricultural land (+)
- Loss of biodiversity (-)
- Less food sources (-)

Hydropower impacts

No hydropower dam

Mining impacts

No mining activity

VULNERABILITY INDEX

Hazard Intensity: 0.6

Sensitivity: 3.5

Ranking: 2.1

PRIORITIES & NEEDS

1. Increase agricultural production (expand production area)
2. Construct water facility (borehole)
3. Construct pipe distribution system

UN HABITAT
FOR A BETTER URBAN FUTURE

ADAPTATION FUND