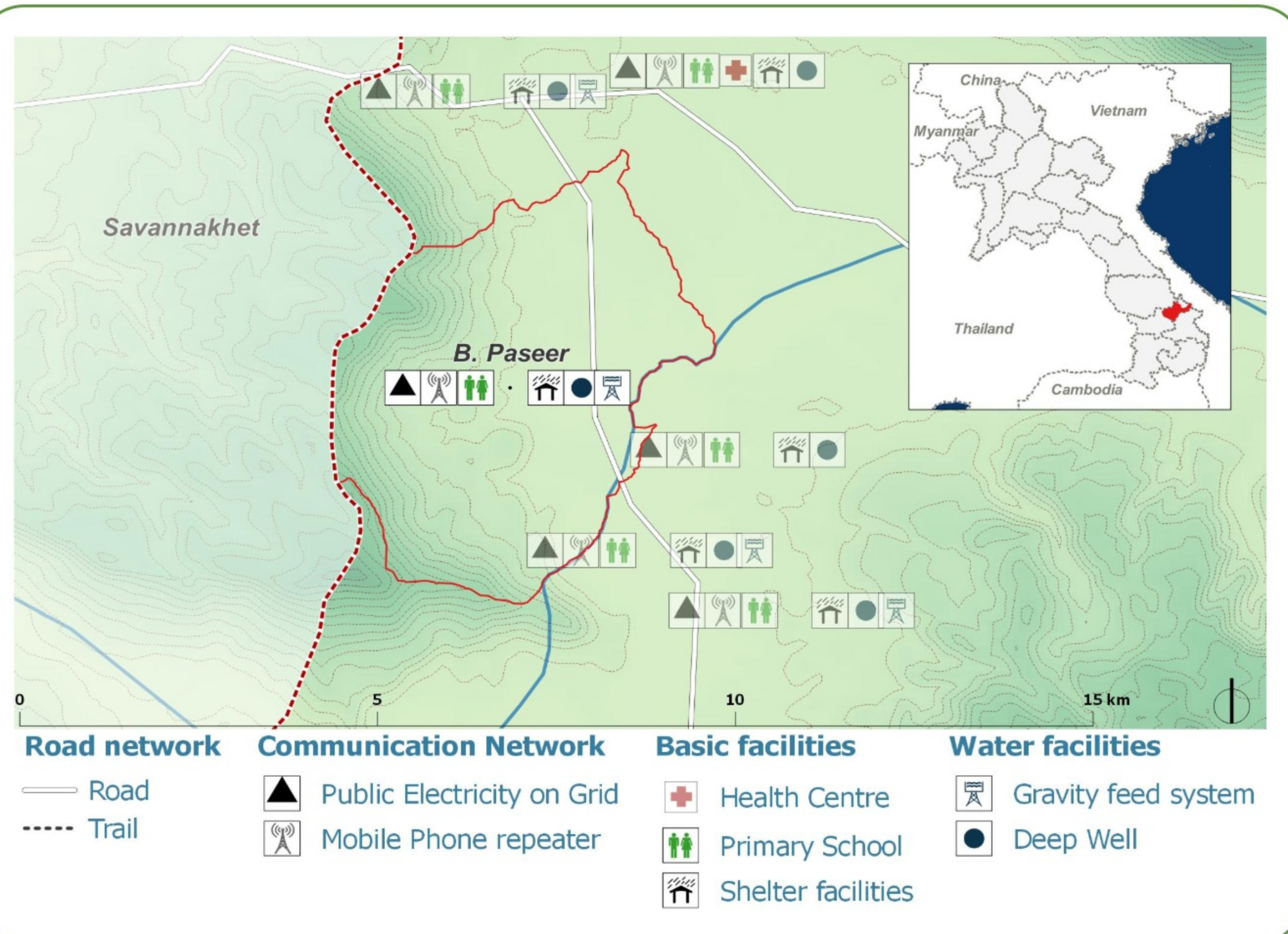
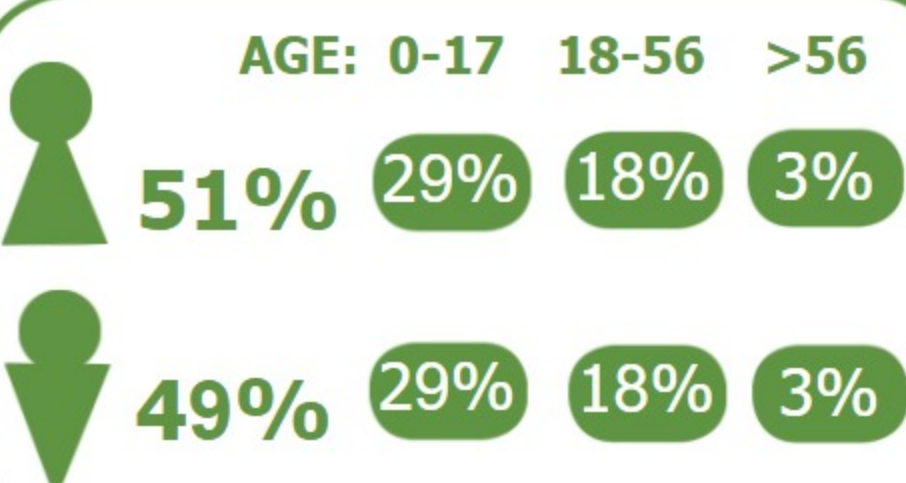


**DEMOGRAPHICS**

Population (2017):  
**474**  
Main ethnic group:  
**Katang**  
Other ethnic group:  
**Bakoe**  
Religion:  
**Animism**



**Ecosystem & Services:**

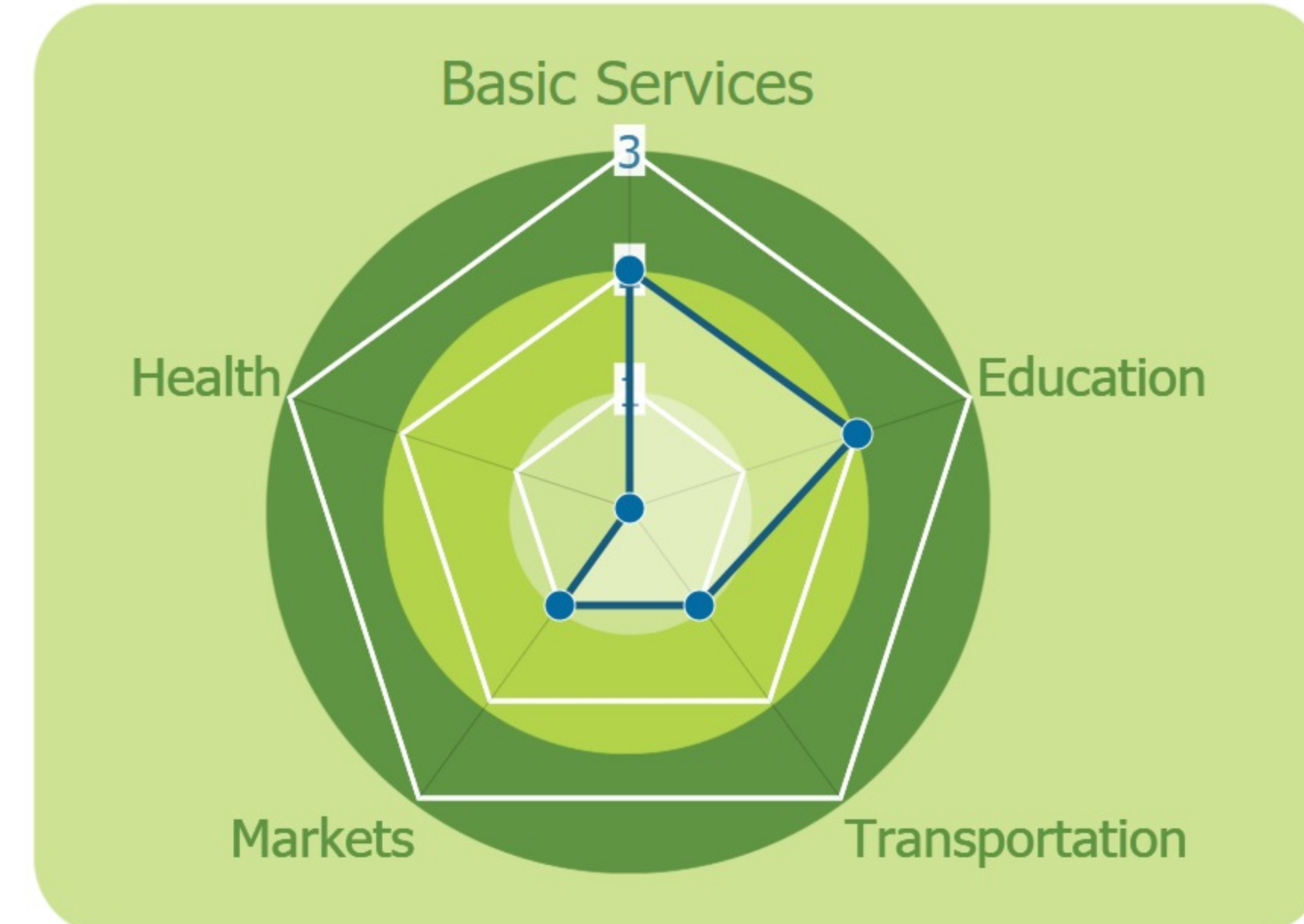
- Rice
- Maize
- Livestock
- Vegetables
- River

**Sources of Income:**

- Subsistence agriculture
- Livestock

**Education:**

- Kindergarten
- Primary



**HEALTH**

- Water-bourne:**  
Allergies  
Eye  
Skin
- Vector-bourne:**  
Dengue  
Encephalitis  
Malaria

**CLIMATE CHANGE & DISASTERS**

Changes over the past 30 years

**No floods**

**No droughts**

**Never No impact**

**No Landslides**

	DRY SEASON	WET SEASON
Temperature	Slight increase	Slight increase
Precipitation	Slight Decrease	Slight Decrease

**IMPACTS:**  
Health / Water / Agriculture / Livestock

**ENVIRONMENTAL ISSUES**

**Deforestation impacts**

- + More agricultural land (+)
- Loss of biodiversity (-)
- Less food sources (-)

**Hydropower impacts**

No hydropower dam

**Mining impacts**

No mining activity

**VULNERABILITY INDEX**

**Hazard Intensity: 0.8**

**Sensitivity: 3.33**

**Ranking: 2.67**

**PRIORITIES & NEEDS**

1. Repair pipe/distribution
2. Construct bridge (under water)
3. Increase agricultural production (expand production area)