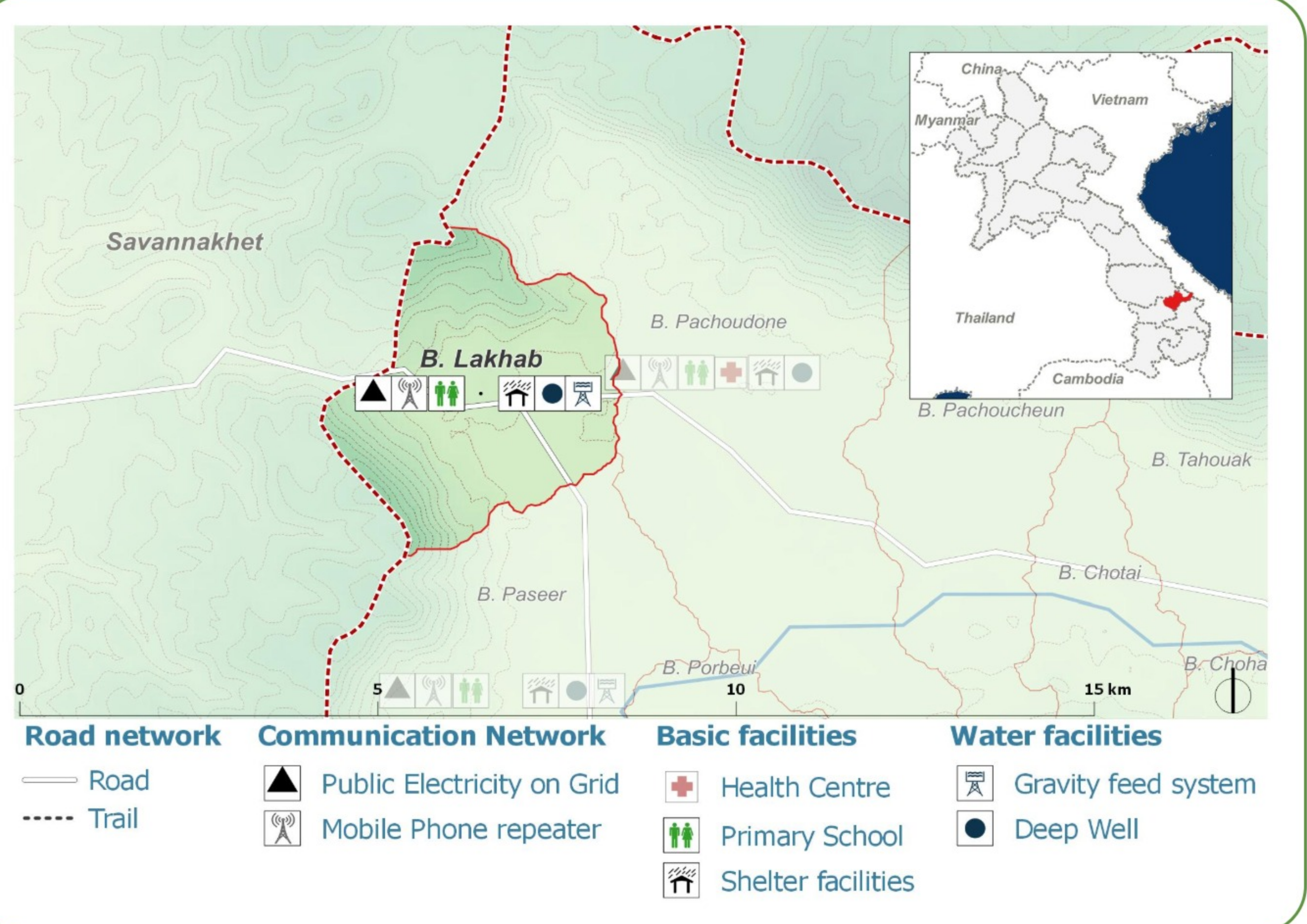
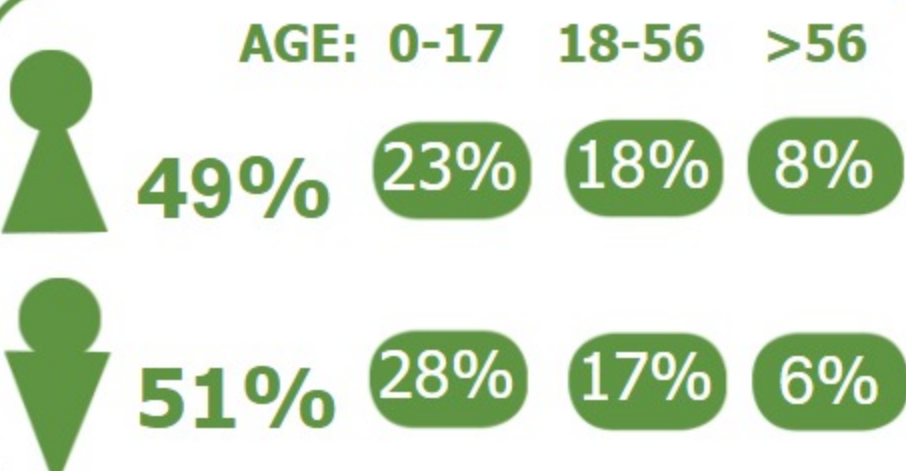


DEMOGRAPHICS

Population (2017): **513**
Main ethnic group: **Katang**
Other ethnic group: **Bakoe**
Religion: **Animism**



Ecosystem & Services:


- Rice
- Maize
- Livestock
- Vegetables
- Wood
- Stream

Sources of Income:

- Subsistence agriculture
- Livestock

Education:

- Primary



HEALTH

- Water-bourne:**
Allergies
Eye
Skin
- Vector-bourne:**
Dengue
Encephalitis
Malaria

CLIMATE CHANGE & DISASTERS

Changes over the past 30 years

No floods

No droughts

**1 every 3-5 years
Homes
Less frequent**

DRY SEASON

Slight increase

Some decrease

WET SEASON

No change

Some decrease

IMPACTS:
Health / Water / Agriculture / Livestock

ENVIRONMENTAL ISSUES

Deforestation impacts

+ More agricultural land (+)	- Loss of biodiversity (-)
	- Less food sources (-)

Hydropower impacts

No hydropower dam

Mining impacts

No mining activity

VULNERABILITY INDEX

Hazard Intensity: 1

Sensitivity: 2.87

Ranking: 2.87

PRIORITIES & NEEDS

1. Construct water facility (borehole)
2. Repair water reservoir
3. Increase agricultural production (expand production area)

