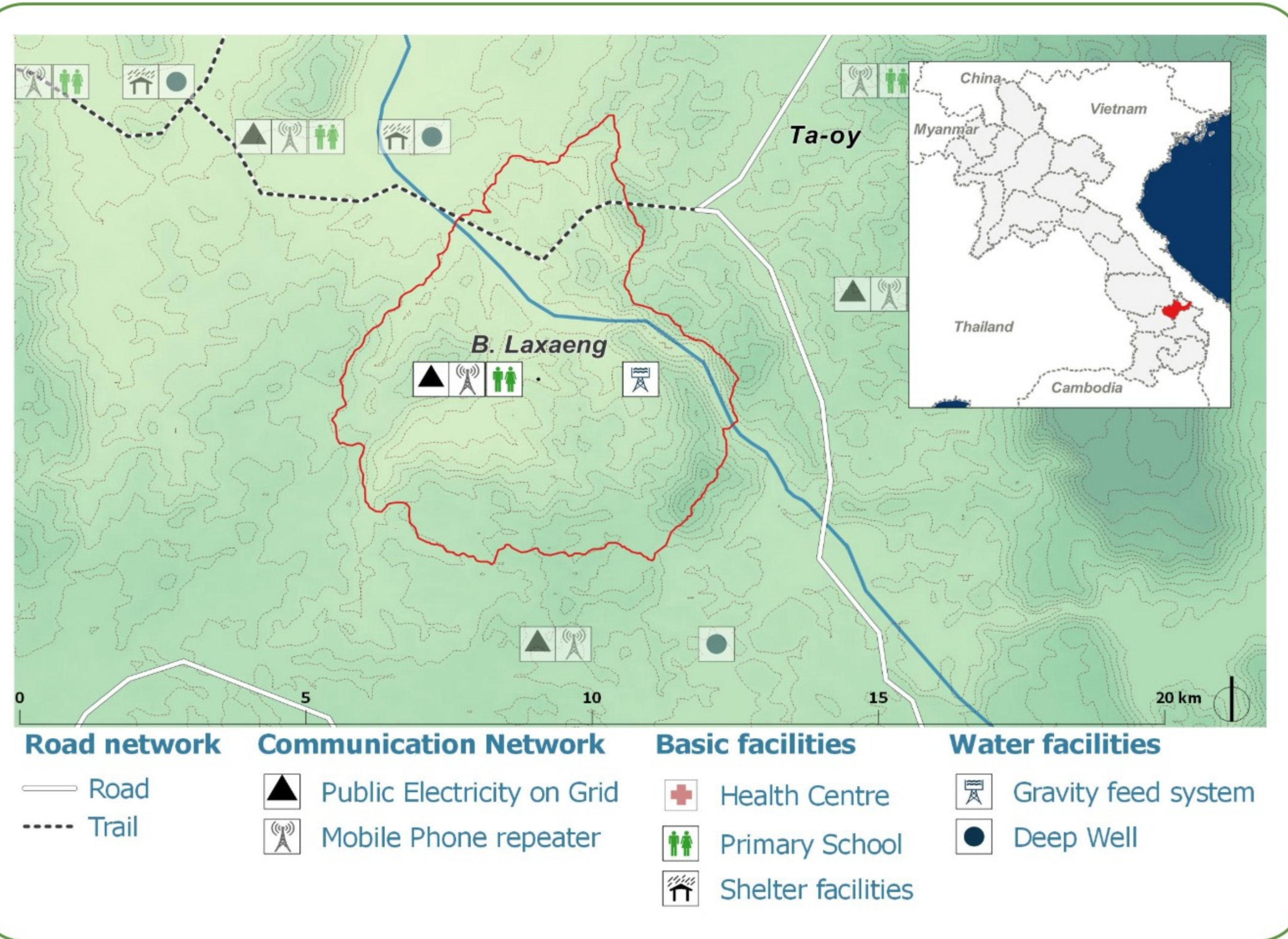
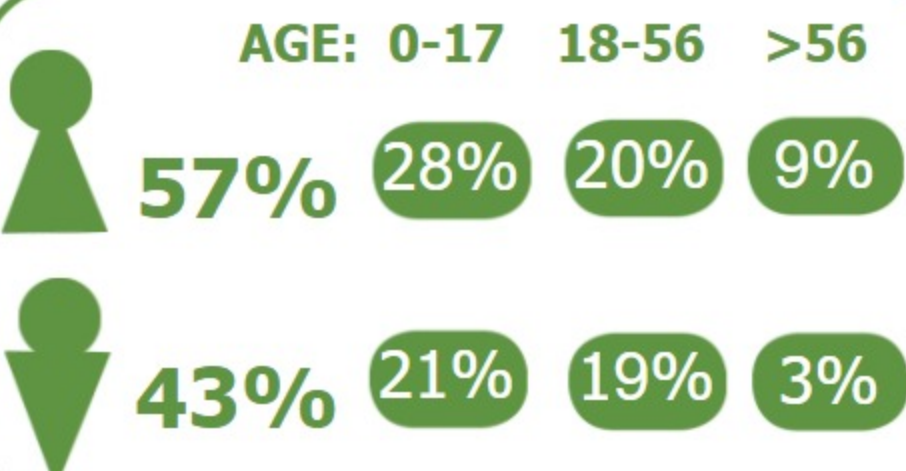


DEMOGRAPHICS

Population (2017): **744**
Main ethnic group: **Ta Oy**
Other ethnic group: **Katang**
Religion: **Animism, Christian**



Ecosystem & Services:


- Rice
- Maize
- Livestock
- Sugar cane
- Vegetables
- Wood

Sources of Income:

- Subsistence agriculture
- Livestock

Education:

- Primary



HEALTH

- Water-bourne:**
Allergies
Diarrhea
Eye
Skin
- Vector-bourne:**
Dengue
Encephalitis
Malaria

CLIMATE CHANGE & DISASTERS

Changes over the past 30 years



No Landslides

DRY SEASON
Slight increase
Some decrease

WET SEASON
Some decrease
Some decrease

IMPACTS:
Health / Water / Agriculture / Livestock

ENVIRONMENTAL ISSUES

Deforestation impacts

+ More agricultural land (+)
- Loss of biodiversity (-)
- Erosion (-)
- Less food sources (-)

Hydropower impacts

No hydropower dam

Mining impacts

No mining activity

VULNERABILITY INDEX

Hazard Intensity: 1.13
Sensitivity: 3.43
Ranking: 3.89

PRIORITIES & NEEDS

1. Repair bridge (suspended)
2. Construct pipe distribution system
3. Pipe under road

